

NEONFLEX



vivalyte
SMART LED SOLUTIONS

Vivalyte

Vivalyte offers innovation LED solutions for architecture and brand visualization. With a large stock in Europe and a guaranteed supply ability, we provide you with the best choice of lighting for your creative projects. Building on more than 20 years of expertise, Vivalyte has been assisting creative professionals in media, retail, events, museums and architects to wow their customers and public with budget friendly large scale visual impact they can rely on.

QUICK GUIDE

Vertical Bending-F Series

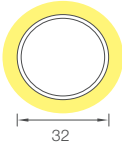
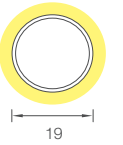
Model No.	VNL-F4025F-RGBW-DMX	VNL-F16F-PLUS	VNL-F16F	VNL-F16F-48V	VNL-F12F	VNL-F10F	VNL-F20C	VNL-F14C	VNL-F10C	VNL-F6C
Voltage (V DC)	24V	24V	24V	48V	24V	24V	24V	24V	24V	24V
Bending Diameter (mm)	1000	120	120	120	60	30	120	60	25	20
Drawing										
Single color	✓	✓	✓	✓	✓	✓	✓	✓	✓	✓
TW	✓	✓	✓	✗	✓	✗	✓	✓	✗	✗
RGB	✓	✓	✓	✗	✓	✗	✓	✓	✗	✗
RGBW	✓	✓	✓	✗	✗	✗	✓	✗	✗	✗
Pixel (RGB)	✓	✓	✓	✗	✗	✗	✓	✗	✗	✗
PAGE	09	10-11	12-13	14-15	16-17	18-19	20-21	22-23	24-25	28-29

Horizontal Bending-S Series

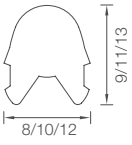
Model No.	VNL-S10C	VNL-S10C-PLUS	VNL-S16FT	VNL-S6C	VNL-S5C	VNL-S10C-AC	VNL-S10F	VNL-S6F	VNL-S4F
Voltage (V DC)	24V	24V	24V	12V	24V	AC 220V	24V	12V	24V
Bending Diameter (mm)	60	60		30	30	60	60	30	25
Drawing									
Single color	✓	✓	✓	✓	✓	✓	✓	✓	✓
TW	✓	✓	✓	✓	✗	✗	✓	✓	✗
RGB	✓	✗	✓	✗	✗	✗	✓	✗	✗
RGBW	✓	✗	✓	✗	✗	✗	✓	✗	✗
Pixel (RGB)	✓	✗	✓	✗	✗	✗	✗	✗	✗
PAGE	42-43	44-45	34-35	46-47	48-49	50-51	36-37	38-39	40-41

QUICK GUIDE

360° Lighting Neon

Model No.	VNL-R32C	VNL-R23C	VNL-R19C
Voltage (V DC)	24V	24V	24V
Bending Diameter (mm)	300	120	120
Drawing			
Single color	✓	✓	✓
TW	✗	✗	✗
RGB	✓	✓	✗
RGBW	✓	✗	✗
Pixel	✓	✗	✗
PAGE	56-57	58-59	60-61

CR Neon Series

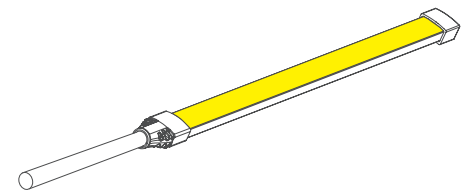
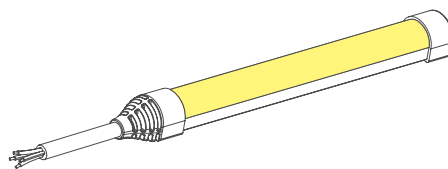
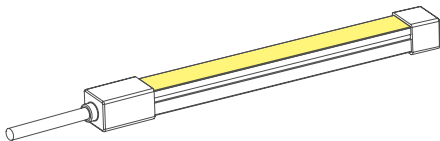
Model No.	VNL-SC8C/SC10C/SC12C
Voltage (V DC)	12V
Bending Diameter (mm)	--
Drawing	
Single color	✓
WN	✗
RGB	✗
RGBW	✗
Pixel	✗
PAGE	65

Optical Series

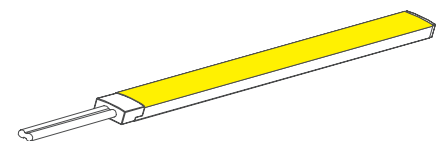
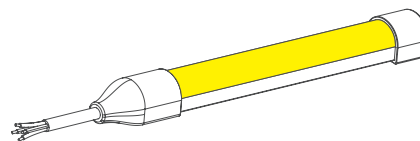
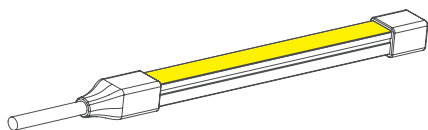
Model No.	VNL-F21O	VNL-S23O
Voltage (V DC)	24V	24V
Bending Diameter (mm)	--	--
Drawing		
Single color	✓	✓
TW	✓	✗
RGB	✓	✓
RGBW	✓	✓
Pixel	✓	✓
PAGE	30-31	54-55

END CAP IP PROCESS

Glue Process (IP67)




Molding pressed



Mold end cap, IP68

Mold end cap, IP68

Mold end cap, IP67 body size



← Top bending



Side bending

FRONT BENDING NEON FLEX

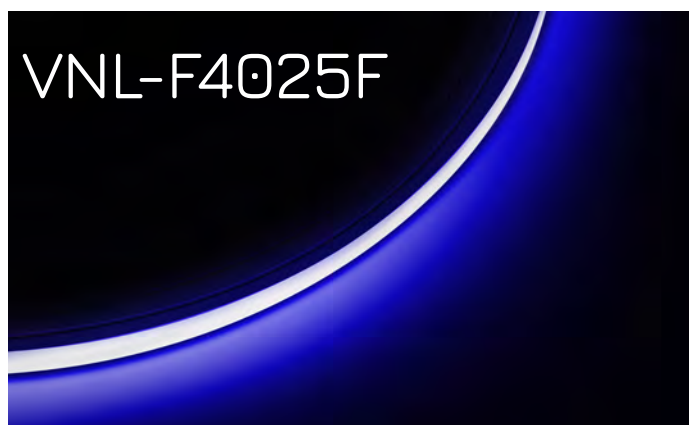




VNL-F4025F

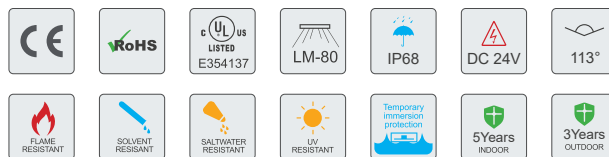
PIXELINE





Features

- Pre-Assembled cabling with IP68 rated connections
- RGBW pixel LED creating vivid color for both primary and secondary colours
- DMX decoder built-in, easier to control and program
- No visible transition, colour differences or degradation of brightness over long distances
- Warranty: 5 years indoor, 3 years outdoor.
- Easy surface or recessed mounting



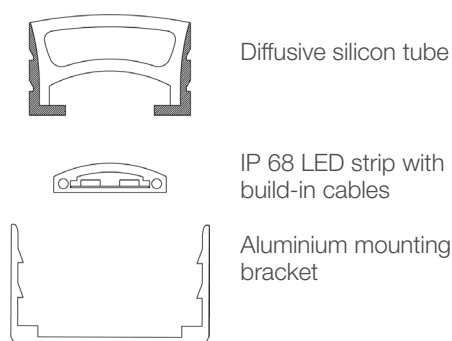
Optical & Electrical Parameters

Model No.	CRI	Voltage	Color	Lm/m	Lm/W	Measured Power (W/m)
VNL-F4025F-RGBW-DMX	>90	24V DC	Red	58	7.0	6.72±10%
			Green	185	24.0	6.72±10%
			Blue	44	6.0	6.72±10%
			W	181	23.0	6.72±10%
			RGBW	460	22.0	20.0±10%
VNL-F4025F-W-DMX	>90	24V DC	W			
VNL-F4025F-TW-DMX	>90	24V DC				

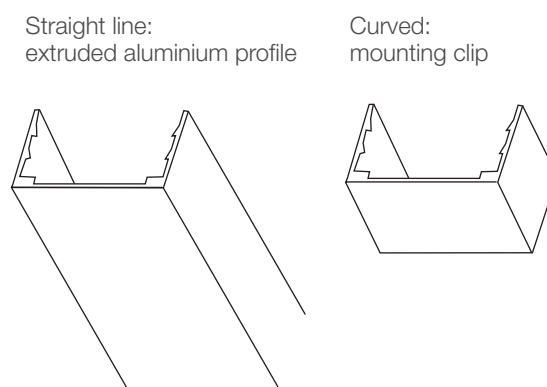
Basic Parameters

Model No.	LED QTY (pcs/m)	Standard Run (mm)	Min. Cuttable Length (mm)	Working Temperature	Storage Temperature
VNL-F4025F	120	10 000	100	-20~+60 °C	-20~+70 °C

Profile Drawings

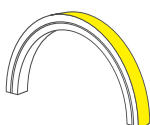


Mounting profiles



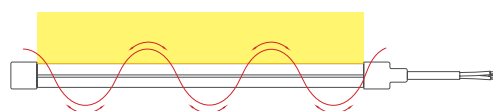
Unit: mm[inch]


Bending Diameter



Ø 1000.0 [39,37]

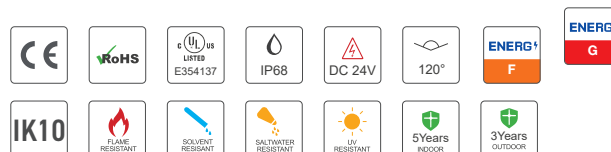
Top Bending





Features

- Weather resistant, stable long term performance
- Choice between long run series and high brightness series
- Bendable in both top and side bending, suitable for many irregular structures
- Designed for redundancy against full line failure
- PCB designed in parallel with function of skipping the broken cuttable unit
- Smooth dimming curve for the constant voltage model.
It supports PWM, 0-10V, DALI and DMX dimming (not applicable on the constant current version)
- Color options: Single color



Optical & Electrical Parameters

Constant current	Model No.	Voltage	CRI	CCT	Lm/m	Lm/W	Energy efficiency class	W/m					
	VNL-F16F-HB-Plus	24V DC	>80	2700K	800	52	G	15.36					
				3000K	823	54	F						
				3500K	853	56	F						
				4000K	866	56	F						
				5000K	868	57	F						
				6500K	865	56	F						
				/	Red	164	11						
				Green	357	23							
				Blue	72	5							
				Yellow	147	10							
				Orange	198	13							
					VNL-F16F-LR-Plus	24V DC	>80		2700K	458	48	F	9.6
									3000K	470	49	F	
3500K	478	50	F										
4000K	487	51	F										
4500K	487	51	F										
6000K	482	50	F										
/	Red	101	11										
Green	255	27											
Blue	46	5											
Yellow	104	11											
Orange	137	14											

Constant voltage	Model No.	Voltage	CRI	CCT	Lm/m	Lm/W	Energy efficiency class	W/m
	VNL-F16F-HB-Plus	24V DC	>80	2700K	792	52	G	15.36
				3000K	832	54	F	
				3500K	849	55	F	
				4000K	850	55	F	
				4500K	880	57	F	
				6000K	870	56	F	
					VNL-F16F-LR-Plus	24V DC	>80	
3000K	527	54	F					
3500K	540	56	F					
4000K	545	56	F					
4500K	547	57	F					
6000K	531	55	F					

Basic Parameters

Constant current	Model No.	LED QTY	Standard Run	Min. Cuttable Length	Working Temperature	Storage Temperature
	VNL-F16F-HB-Plus	96pcs/m	10.0m	62.5mm	-20~+60 °C	-20~+70 °C
	VNL-F16F-LR-Plus	96pcs/m	30.0m	62.5mm	-20~+60 °C	-20~+70 °C

Constant voltage	Model No.	LED QTY	Standard Run	Min. Cuttable Length	Working Temperature	Storage Temperature
	VNL-F16F-HB-Plus	96pcs/m	10.0m	62.5mm	-20~+60 °C	-20~+70 °C
	VNL-F16F-LR-Plus	96pcs/m	15.0m	62.5mm	-20~+60 °C	-20~+70 °C

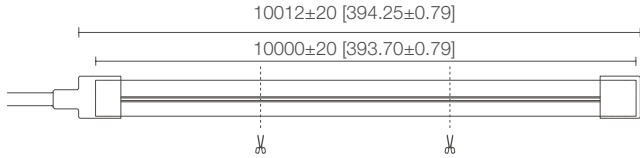
Profile Drawings

Molding pressed (IP68)

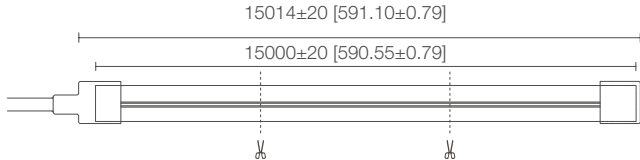
Unit: mm[inch]

Unit: mm[inch]

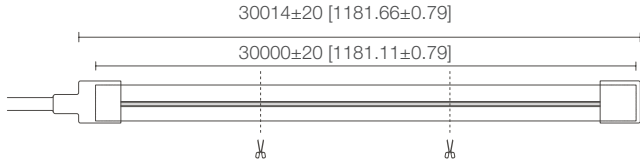
VNL-F16F-HB-Plus



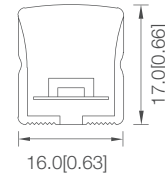
VNL-F16F-LR-Plus



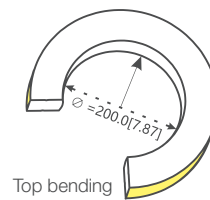
VNL-F16F-LR-Plus



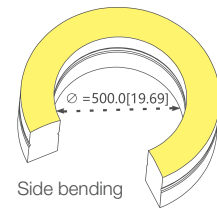
Sectional view



Bending diameter:

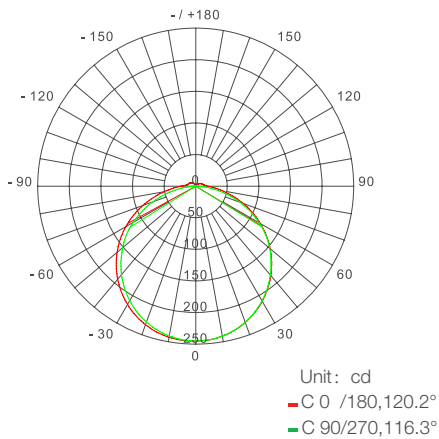


Top bending



Side bending

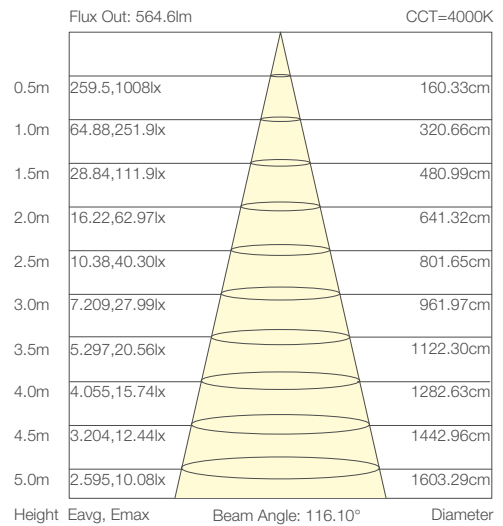
Luminous Intensity Distribution Diagram



AVERAGE BEAM ANGLE (50%): 118.3°

Note: the above two figures are tested with the sample VNL-F16F-XX-Plus (constant current) at CCT 4000K. For other data, please consult sales rep

Average Illumination



Product accessories

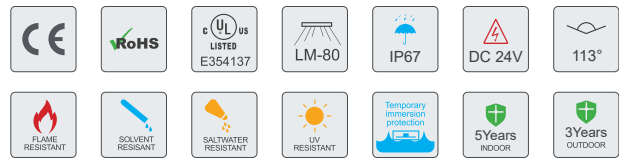
Optional

	Front cap	Model No.: Quantity (10m): Dimensions: 30*18*18mm		Closing End-cap	Model No.: Quantity (10m): Dimensions: 18*18*19mm
	Front cap (side outlet)	Quantity (10m): Dimensions: 25*30*19mm		Aluminum Profile 35mm (with wings)	Model No.: Dimensions: 35*20*30mm
	S-type Track	Quantity (10m): Dimensions: 1000*17.4*16.7mm		Aluminum Profile 1000mm (with wings)	Model No.: Dimensions: 1000*20*30mm
	Aluminum Profile 35mm	Model No.: Dimensions: 35*20*21mm		Aluminum Profile 1000mm	Model No.: Dimensions: 1000*20*21mm
	Silicone Glue	Model No.: WR-7516 Quantity: -- Dimensions: 45g/pc		Screws	Model No.: PA3 Quantity: -- Dimensions: PA3*10mm



Features

- Color options: Single color, Tunable white and RGB.
- Superior design with exquisite craftsmanship ensure stable and reliable performance.
- Flexibility: Top bending, min. bend diameter 120mm[4.72inch].
- IP grade: Molding pressed IP68 protection. Glue process end caps IP67 protection.
- Warranty: 5 years indoor, 3 years outdoor.
- Customization: multiple spec options, can be customized upon requirements.



Optical & Electrical Parameters


Model No.	CRI	Voltage	Color	Lm/m	Lm/W	Measured Power (W/m)
VNL-F16F-HB30K	>80	24V DC	3000K	1122	64.1	17.28±10%
VNL-F16F-HB45K			4000K	1150	68.9	
VNL-F16F-HB70K			6500K	1140	65.5	
VNL-F16F-HB-R		24V DC	Red	235	13.1	17.28±10%
VNL-F16F-HB-G			Green	687	38.2	
VNL-F16F-HB-B			Blue	148	8.2	
VNL-F16F-HB-Y			Yellow	202	11.2	
VNL-F16F-HB-O			Orange	211	11.7	
VNL-F16F-TW	>80	24V DC	6500K	467	65.3	7.2±10%
			2700K	488	67.6	7.2±10%
			W+N	941	65.6	14.4±10%
VNL-F16F-RGB		24V DC	Red	89	17.6	5.76±10%
			Green	203	35.0	5.76±10%
			Blue	46	7.8	5.76±10%
			RGB	317	19.0	17.28±10%
VNL-F16F-Digital		24V DC	Red	48	7.2	4.32±10%
			Green	110	15.8	4.32±10%
			Blue	25	3.5	4.32±10%
			RGB	178	12.6	12.96±10%
VNL-F16F-RGBW		24V DC	6500K	/	/	4.32±10%
			Red	61	12.2	4.32±10%
			Green	142	28.4	4.32±10%
			Blue	33	6.6	4.32±10%
			RGBW: 2300-6500K	476	25.0	17.28±10%

Basic Parameters

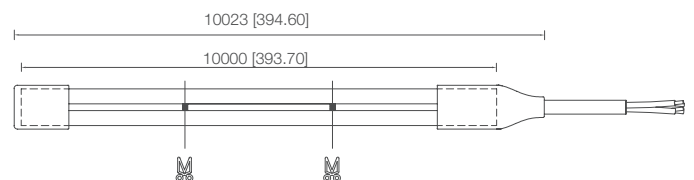
Model No.	LED QTY (pcs/m)	Product Size L*W*H (mm)	Min. Cuttable Length (mm)	Working Temperature	Storage Temperature
VNL-F16F-HB	112	10000*16*17	62.5	-20~+60 °C	-20~+70 °C
VNL-F16F-TW	240	10000*16*17	50.0		
VNL-F16F-RGB	72	5000*16*17	83.33		
VNL-F16F-Digital	60	10000*16*17	100.0		
VNL-F16F-RGBW	72	5000*16*17	83.33		

Profile Drawings

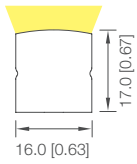
Glue Process (IP67)



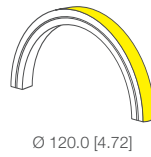
Molding pressed (IP68)



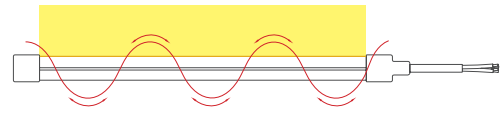
Sectional view



Bending Diameter

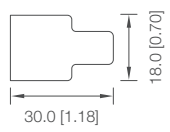


Top Bending

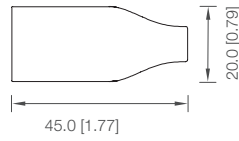


Front cap

Glue Process (IP67)

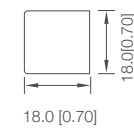


Molding pressed (IP68)

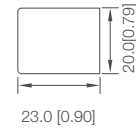


Closing End-cap

Glue Process (IP67)

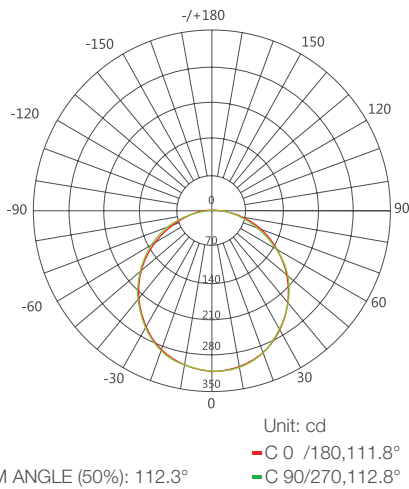


Molding pressed (IP68)



Remarks: "L" is the standard size of the light strip, can be customized according to the multiple of the minimum cutting unit length.

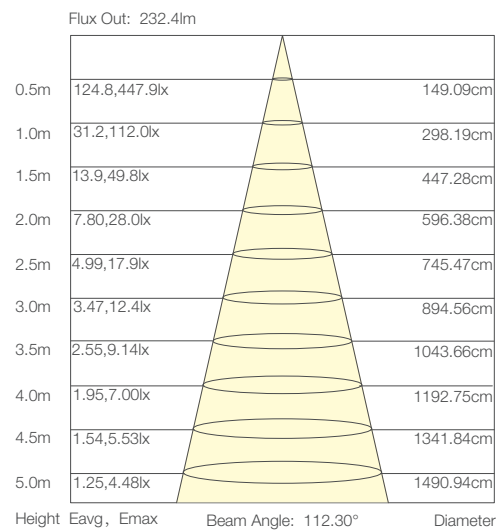
Luminous Intensity Distribution Diagram



AVERAGE BEAM ANGLE (50%): 112.3°

Note: the above two figures are tested with the sample VNL-F16F-TW.

Average Illumination



Product accessories

Free

Front cap VNL-F16F-PCS
 Quantity (m)/pcs: (5/10) 2/4
 Dimensions (L*W*H)mm: 30.0*18.0*18.0

Closing End-cap VNL-F16F-ECS
 Quantity (m)/pcs: (5/10) 2/4
 Dimensions (L*W*H)mm: 18.0*19.0*18.0

Optional

Front cap (Molding pressed) VNL-F16F-PCIM
 Quantity (m)/pcs: (5/10)
 Dimensions (L*W*H)mm: 45.0*19.2*20.2

Closing End-cap (Molding pressed) VNL-F16F-ECIM
 Quantity (m)/pcs: (5/10)
 Dimensions (L*W*H)mm: 23.0*19.2*20.2

Front cap (Side) VNL-F16F-PCB
 Quantity (m)/pcs: (5/10)
 Dimensions (L*W*H)mm: 25.0*30.0*19.0


3.5cm Aluminum track VNL-F16F-AP35
 Quantity (m)/pcs: (5/10)
 Dimensions (L*W*H)mm: 35.0*21.2*19.0

Aluminum Channel VNL-F16F-AP1000
 Quantity (m)/pcs: (5/10)
 Dimensions (L*W*H)mm: 1000*19.3*18.7

S-type Track VNL-F16F-SP500
 Quantity (m)/pcs: (5/10)
 Dimensions (L*W*H)mm: 500*17.2*17.8

Screws
 Quantity (m)/pcs: (5/10): 10/20
 Dimensions: 10mm

Silicone Glue VNL-SG45
 Quantity (m)/pcs: (5/10) 1
 300g/pc



Features

- Color options: Single color.
- Superior design with exquisite craftsmanship ensure stable and reliable performance.
- Flexibility: Top bending, min. bend diameter 120mm[4.72inch].
- IP grade: Molding pressed IP68 protection. Glue process end caps IP67 protection.
- Warranty: 5 years indoor, 3 years outdoor.
- Customization: multiple spec options, can be customized upon requirements.

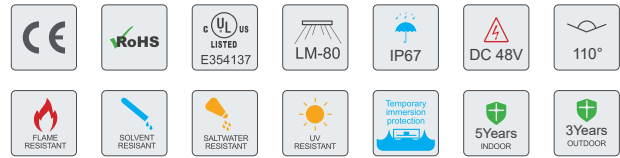


Photo-electric Parameters

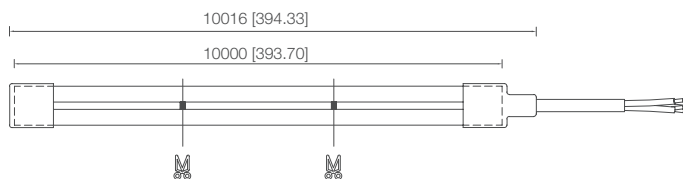
Model No.	CRI	Voltage	Color	Lm/m	Lm/W	Measured Power (W/m)
NDF1617-48V-single color	>90	48V DC	2200K	500	56	9.6±10%
VNL-F16F-48-26K			2600K	520	58	
VNL-F16F-48-30K			2800K	540	59	
VNL-F16F-48-42K			4000K	570	63	
VNL-F16F-48-50K			4800K	590	66	
VNL-F16F-48-60K			5800K	560	62	
VNL-F16F-48-R		48V DC	Red	190	21	9.6±10%
VNL-F16F-48-G			Green	540	61	
VNL-F16F-48-B			Blue	120	13	
VNL-F16F-48-Y			Yellow	150	17	
VNL-F16F-48-O			Orange	230	26	

Other Parameters


Model No.	LED QTY (pcs/m)	Product Size L*W*H (mm)	Min. Cuttable Length (mm)	Working Temperature	Storage Temperature
VNL-F16F-48	120	35000*16*17	100	-20~+60 °C	-20~+70 °C

Profile Drawings

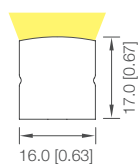
Glue Process (IP67)



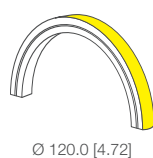
Molding pressed (IP68)



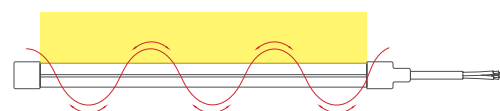
Sectional view



Bending Diameter

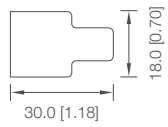


Top Bending

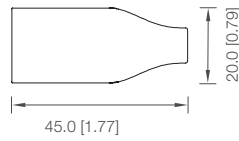


Front cap

Glue Process (IP67)

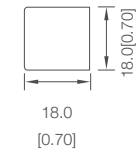


Molding pressed (IP68)

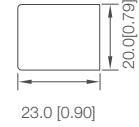


Closing End-cap

Glue Process (IP67)

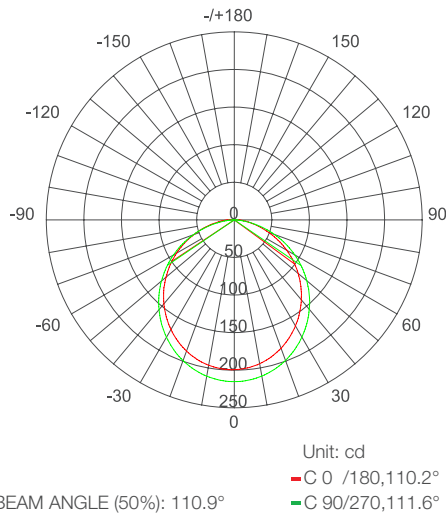


Molding pressed (IP68)



Remarks: "L" is the standard size of the light strip, can be customized according to the multiple of the minimum cutting unit length.

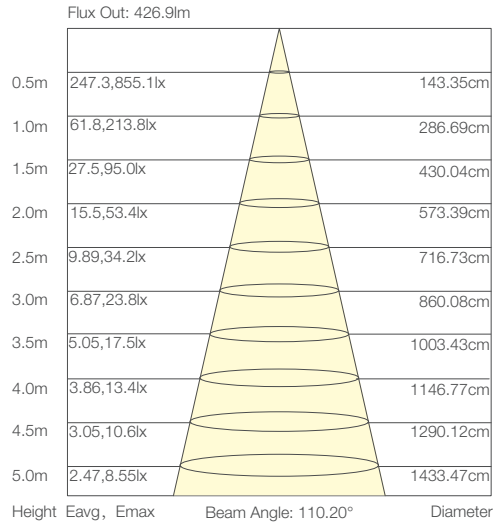
Luminous Intensity Distribution Diagram



AVERAGE BEAM ANGLE (50%): 110.9°

Note: the above two figures are tested with the sample VNL-F16F-48.

Average Illumination



Product accessories

Free

Front cap
VNL-F16F-48-PCS
Quantity (m)/pcs: (5/10) 2/4
Dimensions (L*W*H)mm: 30.0*18.0*18.0

Closing End-cap
VNL-F16F-48-ECS
Quantity (m)/pcs: (5/10) 2/4
Dimensions (L*W*H)mm: 18.0*19.0*18.0

Optional

Front cap (Molding pressed)
VNL-F16F-48-PCIM
Quantity (m)/pcs: (5/10)
Dimensions (L*W*H)mm: 45.0*19.2*20.2

Closing End-cap (Molding pressed)
VNL-F16F-48-ECIM
Quantity (m)/pcs: (5/10)
Dimensions (L*W*H)mm: 23.0*19.2*20.2

Front cap (Side)
VNL-F16F-48-PCB
Quantity (m)/pcs: (5/10)
Dimensions (L*W*H)mm: 25.0*30.0*19.0

3.5cm Aluminum track
VNL-F16F-48-AP35
Quantity (m)/pcs: (5/10)
Dimensions (L*W*H)mm: 35.0*21.2*19.0

Aluminum Channel
VNL-F16F-48-AP1000
Quantity (m)/pcs: (5/10)
Dimensions (L*W*H)mm: 1000*19.3*18.7

S-type Track
VNL-F16F-48-SP500
Quantity (m)/pcs: (5/10)
Dimensions (L*W*H)mm: 500*17.2*17.8

Screws
Quantity (m)/pcs: (5/10): 10/20
Dimensions: 10mm

Silicone Glue
VNL-SG45
Quantity (m)/pcs: (5/10) 1
300g/pc



Features

- Color options: Single color, dimmable.
- Superior design with exquisite craftsmanship ensure stable and reliable performance
- Flexibility: Top bending, min. bend diameter 60mm [2.36inch].
- IP grade: Molding pressed IP68 protection. Glue process end caps IP67 protection.
- Warranty: 5 years indoor, 3 years outdoor
- Customization: multiple spec options, can be customized upon requirements

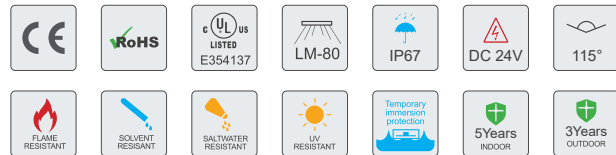


Photo-electric Parameters

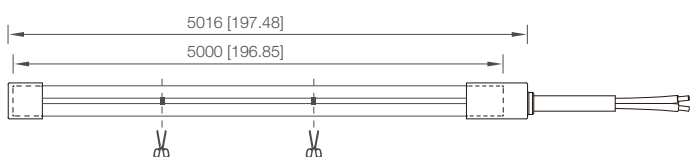
Model No.	CRI	Voltage	Color	Lm/m	Lm/W	Measured Power (W/m)
VNL-F12F-23K	>90	24V DC	2300K	448	38.3	11.5±10%
VNL-F12F-27K	>80	24V DC	2700K	638	55.7	
VNL-F12F-30K			3000K	691	59.8	
VNL-F12F-41K			4100K	734	62.8	
VNL-F12F-48K			4800K	744	63.7	
VNL-F12F-60K			6000K	710	60.8	
VNL-F12F-R			Red	260	22.3	
VNL-F12F-G			Green	758	65.0	
VNL-F12F-B			Blue	154	13.2	
VNL-F12F-Y			Yellow	184	16.0	
VNL-F12F-O			Orange	304	26.1	
VNL-F12F-TW	>80	24V DC	3000K	463	64.3	7.2±10%
			6000K	464	64.9	7.1±10%
			W+N	912	63.7	14.3±10%
VNL-F12F-RGB		24V DC	Red	90	19.2	4.7±10%
			Green	234	47.7	4.9±10%
			Blue	48	10.2	4.6±10%
			RGB	356	25.3	14.1±10%

Basic Parameters

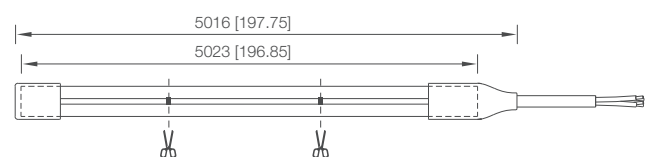
Model No.	LED QTY (pcs/m)	Product Size L*W*H (mm)	Min. Cuttable Length (mm)	Working Temperature	Storage Temperature
VNL-F12F	144	15000*12.5*12	41.66	-20~+60 °C	-20~+70 °C
VNL-F12F-TW	240	10000*12.5*12	50.0		
VNL-F12F-RGB	120	5000*12.5*12	50.0		

Profile Drawings

Glue Process (IP67)

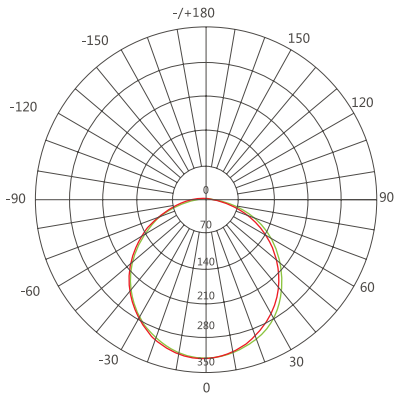


Molding pressed (IP68)



Unit:mm [inch]

Luminous Intensity Distribution Diagram

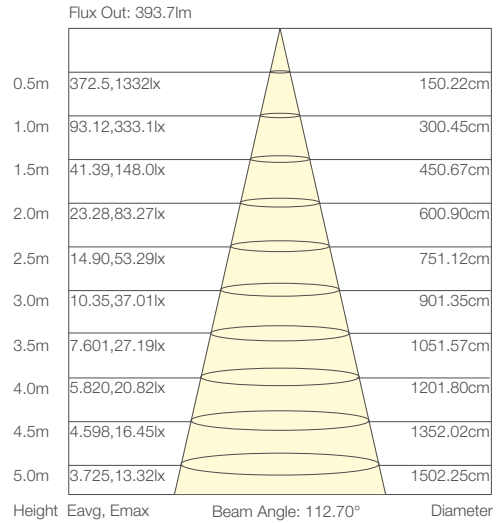


Unit: cd
 - C 0 /180,112.7°
 - C 90/270,113.8°

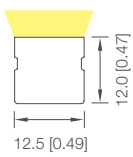
AVERAGE BEAM ANGLE (50%): 113.3°

Note: the above two figures are tested with the sample VNL-F12F-TW at CCT 6000K.

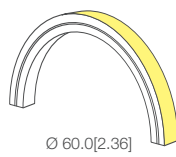
Average Illumination



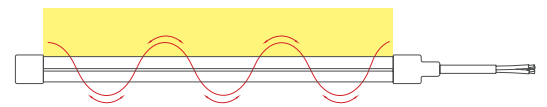
Sectional view



Bending Diameter

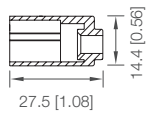


Top Bending

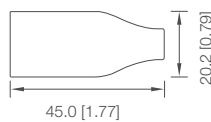


Front cap

Glue Process (IP67)

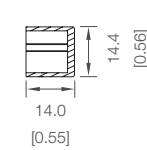


Molding pressed (IP68)

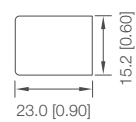


Closing End-cap

Glue Process (IP67)



Molding pressed (IP68)



Product accessories

Free

Front cap VNL-F12F-PCS
 Quantity (m)/pcs: (5/10/15) 3/6/9
 Dimensions (L*W*H)mm: 27.5*14.9*14.4

Closing End-cap VNL-F12F-ECS
 Quantity (m)/pcs: (5/10/15) 3/6/9
 Dimensions (L*W*H)mm: 14*4.9*14.4

Optional

Front cap (Molding pressed) VNL-F12F-PCIIIM
 Quantity (m)/pcs: (5/10/15) 1
 Dimensions (L*W*H)mm: 44*15.7*15.2

Closing End-cap (Molding pressed) VNL-F12F-ECIM
 Quantity (m)/pcs: (5/10/15) 1
 Dimensions (L*W*H)mm: 23*15.7*15.2

Front cap (Left) VNL-F12F-PCL
 Quantity (m)/pcs: (5/10/15) 3/6/9
 Dimensions (L*W*H)mm: 27.5*20.9*14.4

Front cap (Right) VNL-F12F-PCR
 Quantity (m)/pcs: (5/10/15) 3/6/9
 Dimensions (L*W*H)mm: 27*20.4*14.4

Front cap (Bottom) VNL-F12F-PCB
 Quantity (m)/pcs: (5/10/15) 3/6/9
 Dimensions (L*W*H)mm: 27*20.4*14.9


Aluminum Channel VNL-F12F-AP1000
 Quantity (m)/pcs: (5/10/15) 5/10/15
 Dimensions (L*W*H)mm: 1000*14.8*15

S-type Track VNL-F12F-SP500
 Quantity (m)/pcs: (5/10/15) 5/10/15
 Dimensions (L*W*H)mm: 500*13.5*13.6

3.5cm Aluminum track VNL-F12F-AP35
 Quantity (m)/pcs: (5/10/15) 15/34/45
 Dimensions (L*W*H)mm: 35*14.8*15

Screws
 VNL-F12F-AP1000:3pcs/piece
 VNL-F12F-AP35:2pcs/piece
 VNL-F12F-MCA:2pcs/piece
 Dimensions: 10mm

Silicone Glue VNL-SG45
 Quantity (m)/pcs: (5/10) 1
 300g/pc



Features

- Color options: Single color, and R/G/B/Y/O.
- Superior design with exquisite craftsmanship ensure stable and reliable performance.
- Flexibility: Top bending, min. bend diameter 30mm [1.18inch].
- IP grade: Molding pressed IP67 protection. Glue process end caps IP67 protection.
- Warranty: 5 years indoor, 3 years outdoor.
- Customization: multiple spec options, can be customized upon requirements.



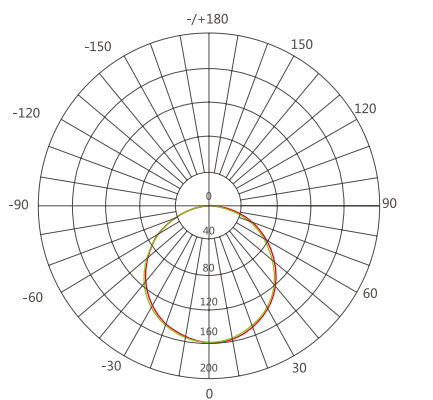
Photo-electric Parameters

Model No.	CRI	Voltage	Color	Lm/m	Lm/W	Measured Power (W/m)
VNL-F10F-22K	>90	24V DC	2200K	360	50.0	7.2±10%
VNL-F10F-27K			2700K	432	60.0	
VNL-F10F-30K			3000K	446	62.0	
VNL-F10F-33K			3300K	468	65.0	
VNL-F10F-39K			3900K	446	62.0	
VNL-F10F-50K			5000K	504	70.0	
VNL-F10F-57K			5700K	525	73.0	
VNL-F10F-R	24V DC	Red	50	7.0	7.2±10%	
VNL-F10F-G		Green	500	70.0		
VNL-F10F-B		Blue	100	14.0		
VNL-F10F-Y		Yellow	/	/		
VNL-F10F-O		Orange	/	/		

Basic Parameters

Model No.	LED QTY (pcs/m)	Product Size L*W*H (mm)	Min. Cuttable Length (mm)	Working Temperature	Storage Temperature
VNL-F10F	336	5000*10*4.8	20.83	-20~+60 °C	-20~+70 °C

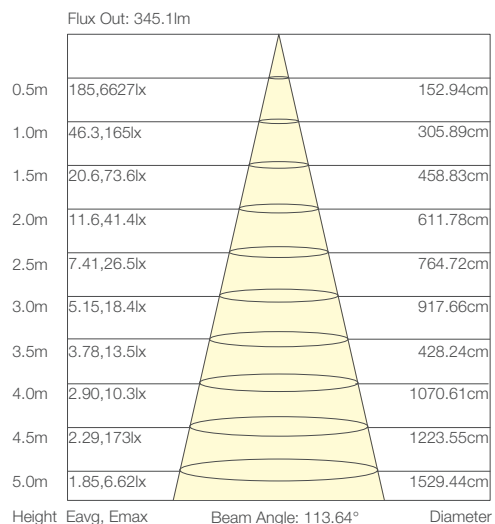
Luminous Intensity Distribution Diagram



Unit: cd
 - C 0 /180,114.1°
 - C 90/270,113.6°

AVERAGE BEAM ANGLE (50%): 113.9°

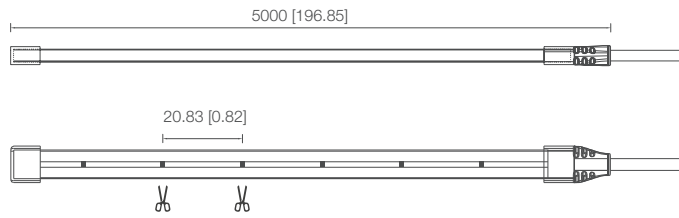
Average Illumination



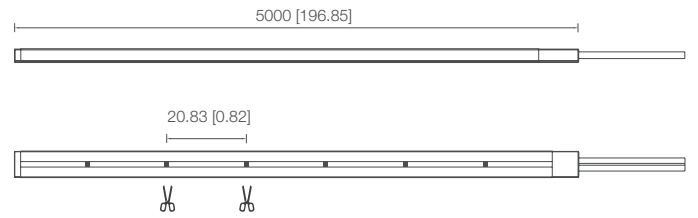
Profile Drawings

Unit:mm [inch]

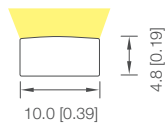
Glue Process (IP67)



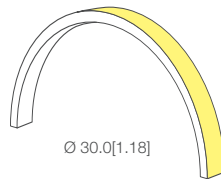
Molding pressed (IP67)



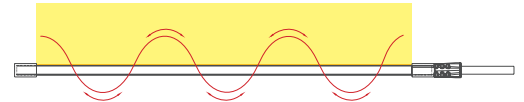
Sectional view



Bending Diameter

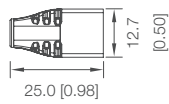


Top Bending

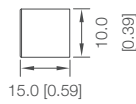


Front cap

Glue Process (IP67)

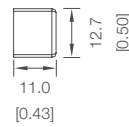


Molding pressed (IP67)

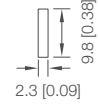


Closing End-cap

Glue Process (IP67)



Molding pressed (IP67)



Remarks: "L" is the standard size of the light strip, can be customized according to the multiple of the minimum cutting unit length.

Product accessories

Free



Front cap
VNL-F10F-PCS

Quantity (m)/pcs: (5) 10
Dimensions (L*W*H)mm: 25.0*12.7*7.6



Closing End-cap
VNL-F10F-ECS

Quantity (m)/pcs: (5) 10
Dimensions (L*W*H)mm: 11.0*12.7*6.6

Optional



Front cap
(Molding pressed)
VNL-F10F-PCIIIM

Quantity (m)/pcs: (5) 2
Dimensions (L*W*H)mm: 15.0*9.8*4.6



Closing End-cap
(Molding pressed)
VNL-F10F-ECIM

Quantity (m)/pcs: (15) 2
Dimensions (L*W*H)mm: 2.3*9.8*4.6



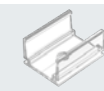
Aluminum Channel
VNL-F10F-AP20

Quantity (m)/pcs: (5) 15
Dimensions (L*W*H)mm: 20.0*12.4*7.0



Front connector set
VNL-F10F-ICJ

Quantity (m)/pcs: (15) 10
Dimensions (L*W*H)mm: 32.8*15.6*10.4



PC installation clip
VNL-F10F-MCP

Quantity (m)/pcs: (5) 15
Dimensions (L*W*H)mm: 25.0*12.0*10.




PC channel
VNL-F10F-PP1000

Quantity (m)/pcs: (5) 5
Dimensions (L*W*H)mm: 1000.0*12.0*9.0



Screws

Quantity (m)/pcs:
Dimensions: 10mm



Features

- Color options: Single color, RGB and pixel.
- Superior design with exquisite craftsmanship ensure stable and reliable performance.
- Flexibility: Top bending, min. bend diameter 120mm [4.72inch].
- IP grade: Glue process end caps, IP67 protection.
- Warranty: 5 years indoor, 3 years outdoor.
- Customization: multiple spec options, can be customized upon requirements.



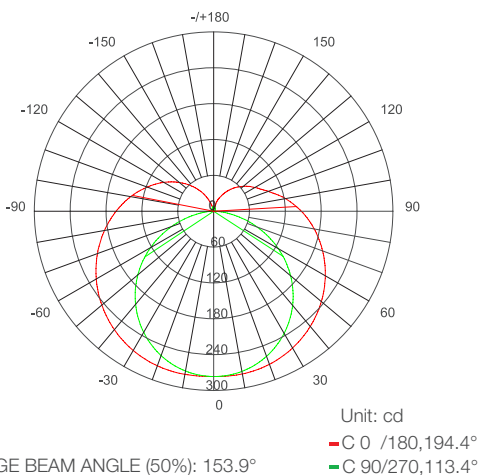
Photo-electric Parameters

Model No.	CRI	Voltage	Color	Lm/m	Lm/W	Measured Power (W/m)
VNL-F20C-27K	>80	24V DC	2700K	1374	80	15.36±10%
VNL-F20C-43K			4300K	1469	92	
VNL-F20C-53K			5300K	1459	87	
VNL-F20C-65K			6500K	1408	86	
VNL-F20C-RGB		24V DC	Red	141	31	5.12±10%
			Green	313	61	5.12±10%
			Blue	65	12	5.12±10%
			RGB	499	33	15.36±10%
VNL-F20C-Digital		24V DC	Red	112	14	5.18±10%
			Green	248	30	5.18±10%
			Blue	55	7	5.18±10%
			RGB	381	23	15.55±10%

Basic Parameters

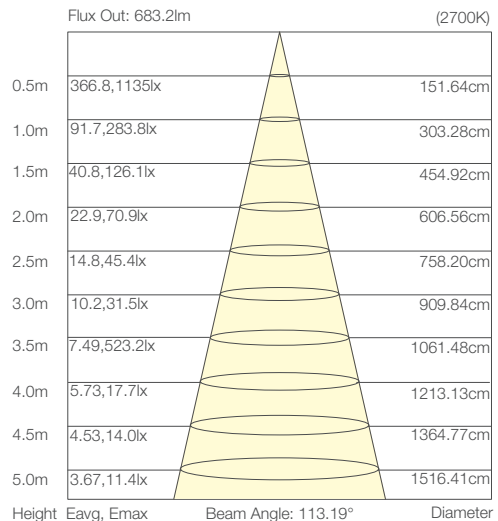
Model No.	LED QTY (pcs/m)	Product Size L*W*H (mm)	Min. Cuttable Length (mm)	Working Temperature	Storage Temperature
VNL-F20C	96	5000*20*18	62.5	-20~+60 °C	-20~+70 °C
VNL-F20C-RGB	96	10000*20*18	62.5		
VNL-F20C-Digital	96	10000*20*18	83.33		

Luminous Intensity Distribution Diagram



Note: the above two figures are tested with the sample VNL-F20C.

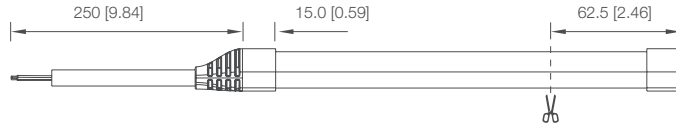
Average Illumination



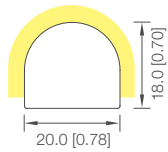
Profile Drawings

Unit:mm [inch]

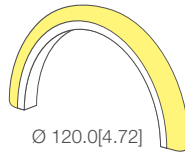
Glue Process (IP67)



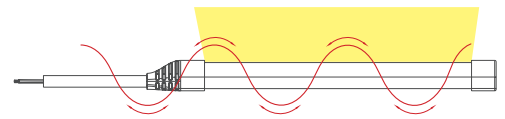
Sectional view



Bending Diameter

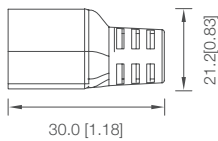


Top Bending



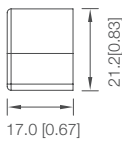
Front cap

Glue Process (IP67)



Closing End-cap

Glue Process (IP67)



Remarks: "L" is the standard size of the light strip, can be customized according to the multiple of the minimum cutting unit length.

Product accessories

Free

	Front cap VNL-F20C-PCS	Quantity (m)/pcs: (5/10) 2/4 Dimensions (L*W*H)mm: 40.0*23.0*21.0
--	---------------------------	--

	Closing End-cap VNL-F20C-ECS	Quantity (m)/pcs: (5/10) 2/4 Dimensions (L*W*H)mm: 17.0*23.0*21.0
--	---------------------------------	--

Optional

	Front cap (Left) VNL-F20C-PCL	Quantity (m)/pcs: (5/10) 2/4 Dimensions (L*W*H)mm: 42.0*46.0*21.0
--	----------------------------------	--

	Front cap (Right) VNL-F20C-PCR	Quantity (m)/pcs: (5/10) 2/4 Dimensions (L*W*H)mm: 42.0*46.0*21.0
--	-----------------------------------	--

	Front cap (Bottom) VNL-F20C-PCB	Quantity (m)/pcs: (5/10) 2/4 Dimensions (L*W*H)mm: 31.50*22.89*44.50
--	------------------------------------	---

	Clip VNL-F20C-MCP	Quantity (m)/pcs: (5/10) 2/4 Dimensions (L*W*H)mm: 20*25*10
--	----------------------	--

	Plastic Channel VNL-F20C-PP1220	Quantity (m)/pcs: (5/10) 2/4 Dimensions (L*W*H)mm: 1220*25.5*10
--	------------------------------------	--

	Screws	Quantity (m)/pcs: VNL-F20C-MCP: 1pc/piece VNL-F20C-PP1220: 3pcs/piece Dimensions: 10mm
--	--------	---

	Silicone Glue VNL-SG45	Quantity (m)/pcs: (5/10) 1 300g/pc
--	---------------------------	---------------------------------------



Features

- Color options: Single color, dimmable.
- Superior design with exquisite craftsmanship ensure stable and reliable performance
- Flexibility: Top bending, min. bend diameter 60mm [2.36inch].
Side bending, min. bend diameter 100mm [3.94inch]
- IP grade: Molding pressed IP68 protection. Glue process end caps IP67 protection.
- Warranty: 5 years indoor, 3 years outdoor
- Customization: multiple spec options, can be customized upon requirements

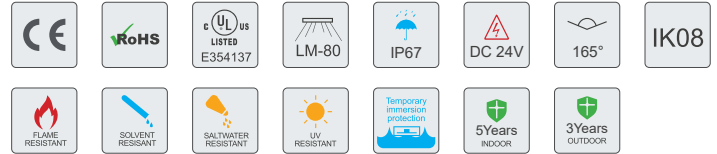


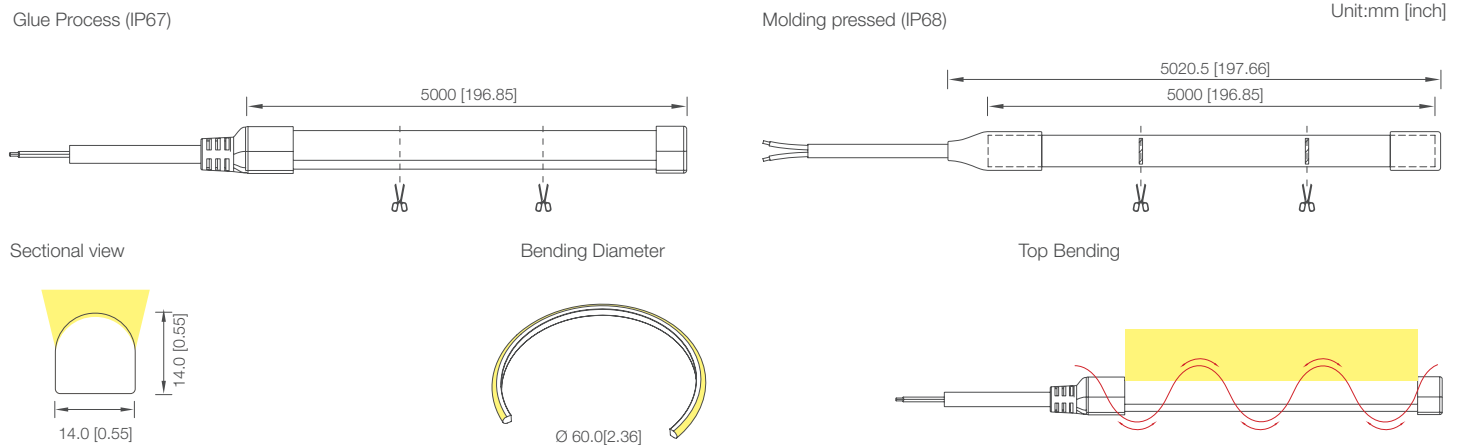
Photo-electric Parameters

Model No.	CRI	Voltage	Color	Lm/m	Lm/W	Measured Power (W/m)
VNL-F14C-26K	>80	24V DC	2500K	686	58.9	11.5±10%
VNL-F14C-29K			2700K	727	62.3	
VNL-F14C-30K			3000K	727	62.3	
VNL-F14C-40K			4000K	733	62.8	
VNL-F14C-47K			4700K	769	66.0	
VNL-F14C-57K			5700K	743	63.9	
VNL-F14C-R	>80	24V DC	Red	272	23.4	7.2±10%
VNL-F14C-G			Green	773	66.8	
VNL-F14C-B			Blue	158	13.6	
VNL-F14C-Y			Yellow	195	16.9	
VNL-F14C-O			Orange	334	28.8	
VNL-F14C-TW			2600	511	70.9	
VNL-F14C-RGB	24V DC	6200	577	80.3	7.2±10%	
		W+N	1095	76.0	14.4±10%	
		Red	104	22.1	4.7±10%	
VNL-F14C-RGB	24V DC	Green	324	64.9	5.0±10%	
		Blue	67	14.0	4.7±10%	
		RGB	492	34.5	14.4±10%	

Basic Parameters

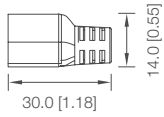
Model No.	LED QTY (pcs/m)	Product Size L*W*H (mm)	Min. Cuttable Length (mm)	Working Temperature	Storage Temperature
VNL-F14C	144	15000*14*14	41.66	-20~+60 °C	-20~+70 °C
VNL-F14C-TW	240	10000*14*14	50		
VNL-F14C-RGB	120	5000*14*14	50		

Profile Drawings

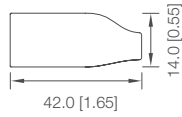


Front cap

Glue Process (IP67)

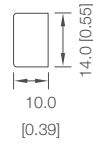


Molding pressed (IP68)

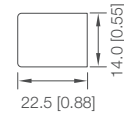


Closing End-cap

Glue Process (IP67)

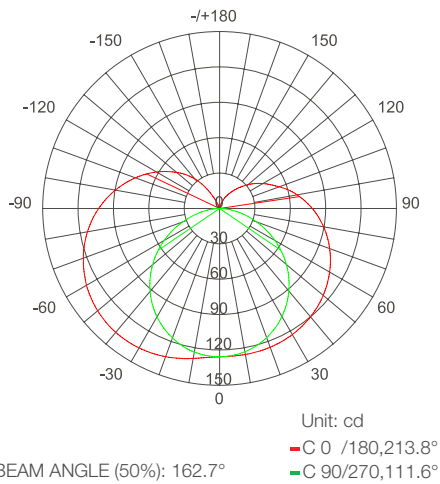


Molding pressed (IP68)



Remarks: "L" is the standard size of the light strip, can be customized according to the multiple of the minimum cutting unit length.

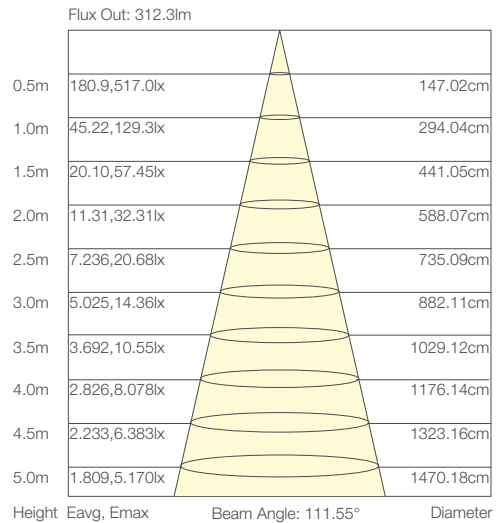
Luminous Intensity Distribution Diagram



AVERAGE BEAM ANGLE (50%): 162.7°


Note: the above two figures are tested with the sample VNL-F14C.


Average Illumination




Product accessories


Free

 Front cap
VNL-F14C-PCS
Quantity (m)/pcs: (15) 2/4
Dimensions (L*W*H)mm: 31*16*15

 Closing End-cap
VNL-F14C-ECS
Quantity (m)/pcs: (15) 2/4
Dimensions (L*W*H)mm: 10*17*16

Optional


 Front cap
(Molding pressed)
VNL-F14C-PCIM
Quantity (m)/pcs: (15)
Dimensions (L*W*H)mm: 42*17*17

 Closing End-cap
(Molding pressed)
VNL-F14C-ECIM
Quantity (m)/pcs: (15)
Dimensions (L*W*H)mm: 23*17*17

 Plastic Clip
VNL-F14C-MCP
Quantity (m)/pcs: (15)
Dimensions (L*W*H)mm:

 Aluminum Channel
VNL-F14C-AP250
Quantity (m)/pcs: (15)
Dimensions (L*W*H)mm: 25*18*10

 Grip plate
VNL-F14C-GP
Quantity (m)/pcs: (15)
Dimensions (L*W*H)mm: 18*23*8

 Screws
Quantity (m)/pcs:
Dimensions: 10mm

 Silicone Glue
VNL-SG45
Quantity (m)/pcs: (15) 1
300g/pc



Features

- Color options: Single color and tunable white.
- Superior design with exquisite craftsmanship ensure stable and reliable performance.
- Flexibility: Side bending, min. bend diameter 25mm [0.98inch].
- IP grade: Silicone extrusion, Glue process end caps IP54 protection.
- Warranty: 5 years indoor, 3 years outdoor.
- Customization: multiple spec options, can be customized upon requirements

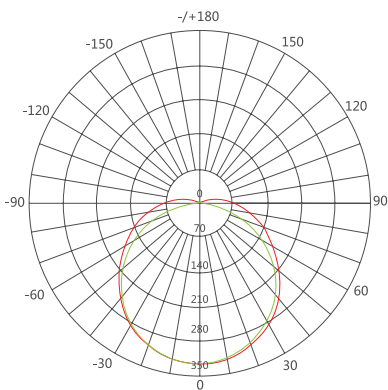


Photo-electric Parameters

Model No.	CRI	Voltage	Color	Lm/m	Lm/W	Measured Power (W/m)
VNL-F10C-22K	>90	24V DC	2200K	1060	55.4	19.2±10%
VNL-F10C-27K			2700K	1060	61.0	
VNL-F10C-30K			3000K	1128	62.9	
VNL-F10C-40K			4000K	1147	62.6	
VNL-F10C-50K			5000K	1241	67.8	
VNL-F10C-60K			6000K	1239	67.1	

Model No.	LED QTY (pcs/m)	Product Size L*W*H (mm)	Min. Cuttable Length (mm)	Working Temperature	Storage Temperature
VNL-F10C	420	5000*10*4	16.66	-20~+60 °C	-20~+70 °C


Luminous Intensity Distribution Diagram

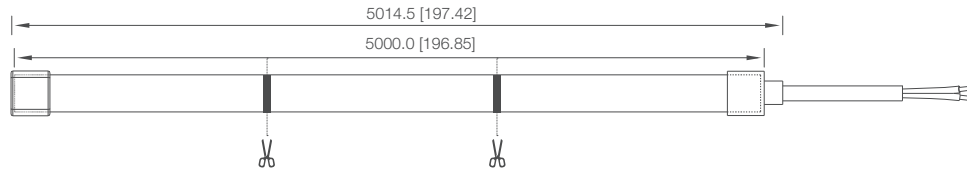


Unit: cd
 - C 0 /180,125.9°
 - C 90/270,114.8°

AVERAGE BEAM ANGLE (50%): 120.3°

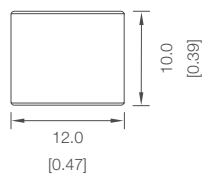
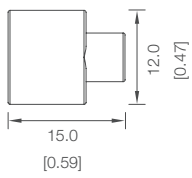
Average Illumination





Front cap

Closing End-cap

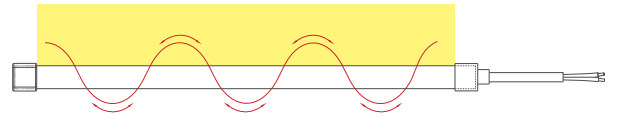
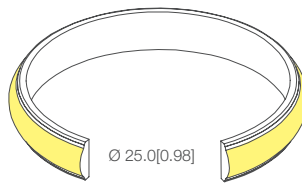
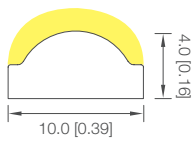


Remarks: "L" is the standard size of the light strip, can be customized according to the multiple of the minimum cutting unit length.

Sectional view

Bending Diameter

Top Bending



Product accessories

Free



Front cap
VNL-F10C-PCS

Quantity (m)/pcs: (5) 2-4
Dimensions (L*W*H)mm: 15*12*6



Closing End-cap
VNL-F10C-ECS

Quantity (m)/pcs: (5) 2-4
Dimensions (L*W*H)mm: 10*12*6

Optional



Aluminum Channel
VNL-F10C-AP1000

Quantity (m)/pcs: (5)
Dimensions (L*W*H)mm: 1000*14*4



Wire-to-Board Connector
VNL-F10C-QJ-DJ-N10XB-2

Quantity (m)/pcs: (5)
Dimensions (L*W*H)mm: 24.3*14.6*7.7



Board-to-board connector
VNL-F10C-QJ-DJ-N10BB-2

Quantity (m)/pcs: (5)
Dimensions (L*W*H)mm: 19.55*14.6*7.7



Screws

Quantity (m)/pcs:
Dimensions: 10mm



Silicone Glue
VNL-SG45

Quantity (m)/pcs: (5) 1
300g/pc



Features

- Color options: Single color and tunable white.
- Superior design with exquisite craftsmanship ensure stable and reliable performance.
- Flexibility: Side bending, min. bend diameter 25mm [0.98inch].
- IP grade: Silicone extrusion, Glue process end caps IP54 protection.
- Warranty: 5 years indoor, 3 years outdoor.
- Customization: multiple spec options, can be customized upon requirements

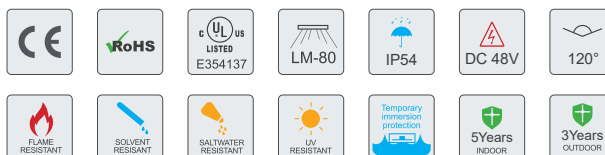
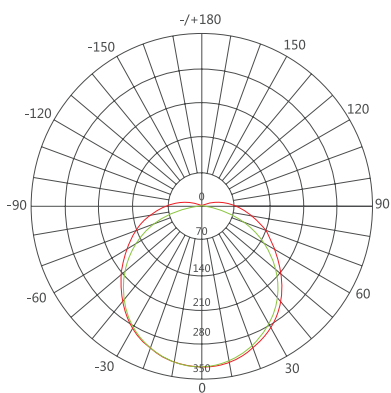


Photo-electric Parameters

Model No.	CRI	Voltage	Color	Lm/m	Lm/W	Measured Power (W/m)
VNL-F10C-48-25K	>90	48V DC	2500K	231	46	5
VNL-F10C-48-27K			2700K	231	46	
VNL-F10C-48-30K			3000K	233	47	
VNL-F10C-48-35K			3500K	233	47	
VNL-F10C-48-40K			4000K	248	50	
VNL-F10C-48-50K			5000K	248	50	
VNL-F10C-48-60K			6000K	246	49	

Model No.	LED QTY (pcs/m)	Product Size L*W*H (mm)	Min. Cuttable Length (mm)	Working Temperature	Storage Temperature
VNL-F10C-48	420	20000*10*4	33.33	-20~+60 °C	-20~+70 °C

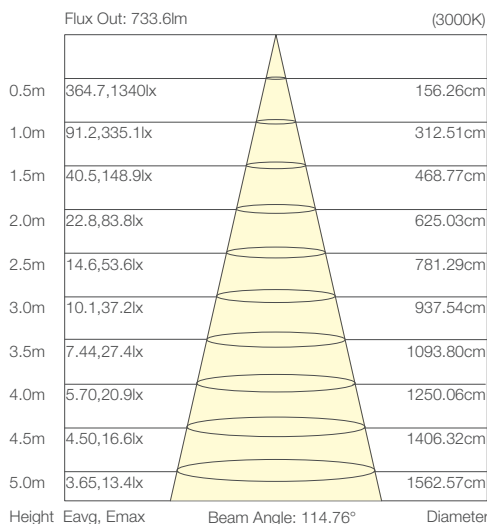
Luminous Intensity Distribution Diagram

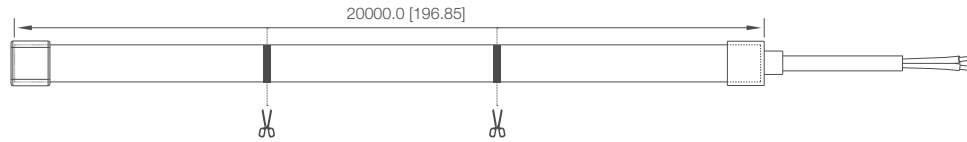


Unit: cd
 - C 0 /180,125.9°
 - C 90/270,114.8°

AVERAGE BEAM ANGLE (50%): 120.3°

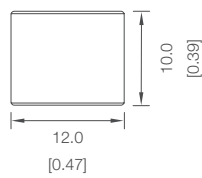
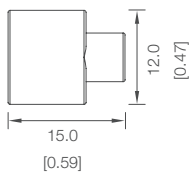
Average Illumination





Front cap

Closing End-cap

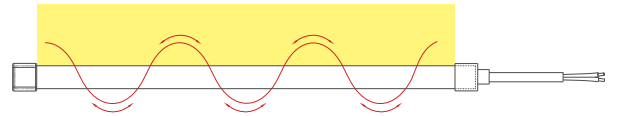
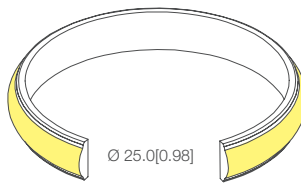
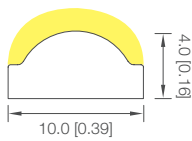


Remarks: "L" is the standard size of the light strip, can be customized according to the multiple of the minimum cutting unit length.

Sectional view

Bending Diameter

Top Bending



Product accessories

Free



Front cap
VNL-F10C-PCS

Quantity (m)/pcs: (5) 2-4
Dimensions (L*W*H)mm: 15*12*6



Closing End-cap
VNL-F10C-ECS

Quantity (m)/pcs: (5) 2-4
Dimensions (L*W*H)mm: 10*12*6

Optional



Aluminum Channel
VNL-F10C-AP1000

Quantity (m)/pcs: (5)
Dimensions (L*W*H)mm: 1000*14*4



Wire-to-Board Connector
VNL-F10C-QJ-DJ-N10XB-2

Quantity (m)/pcs: (5)
Dimensions (L*W*H)mm: 24.3*14.6*7.7



Board-to-board connector
VNL-F10C-QJ-DJ-N10BB-2

Quantity (m)/pcs: (5)
Dimensions (L*W*H)mm: 19.55*14.6*7.7




Screws

Quantity (m)/pcs:
Dimensions: 10mm



Silicone Glue
VNL-SG45

Quantity (m)/pcs: (5) 1
300g/pc



Features

- Color options: Single color and tunable white.
- Superior design with exquisite craftsmanship ensure stable and reliable performance.
- Flexibility: Side bending, min. bend diameter 20mm [0.79inch].
- IP grade: Silicone extrusion, Glue process end caps, IP54 protection.
- Warranty: 5 years indoor, 3 years outdoor.
- Customization: multiple spec options, can be customized upon requirements



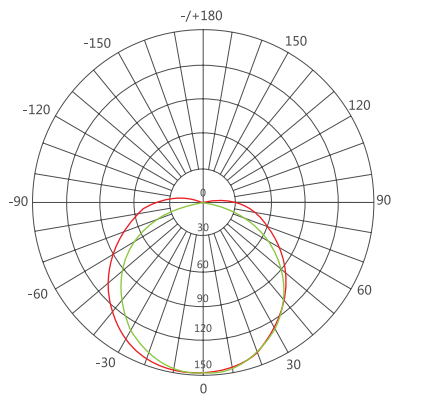
Photo-electric Parameters

Model No.	CRI	Voltage	Color	Lm/m	Lm/W	Measured Power (W/m)
VNL-F6C-23K	>90	24V DC	2300K	516	64.5	7.2±10%
VNL-F6C-25K			2500K	539	71.1	
VNL-F6C-27K			2700K	558	76.0	
VNL-F6C-30K			3000K	547	72.9	
VNL-F6C-35K			3500K	621	81.6	
VNL-F6C-40K			4000K	552	73.2	
VNL-F6C-51K			5100K	618	81.6	
VNL-F6C-62K			6200K	609	79.5	

Basic Parameters

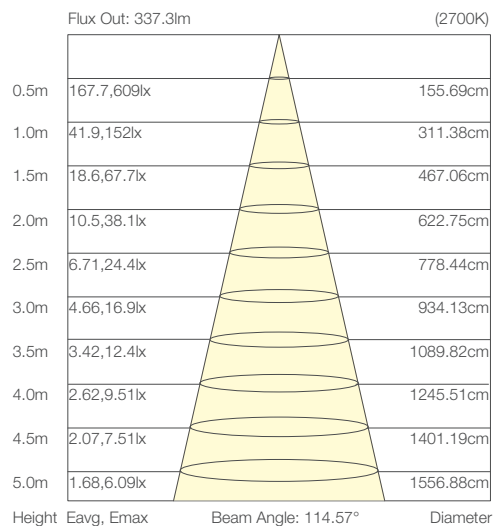
Model No.	LED QTY (pcs/m)	Product Size L*W*H (mm)	Min. Cuttable Length (mm)	Working Temperature	Storage Temperature
VNL-F6C	336	5000*6*3	20.83	-20~+60 °C	-20~+70 °C

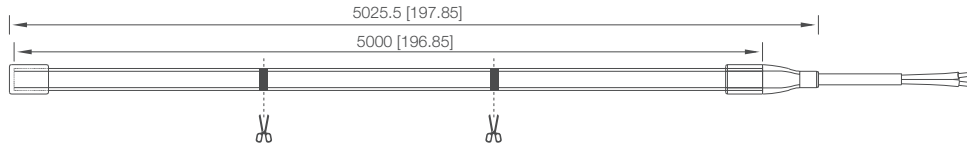
Luminous Intensity Distribution Diagram



Unit: cd
 - C 0 /180, 131.7°
 - C 90/270, 114.6°
 AVERAGE BEAM ANGLE (50%): 123.1°

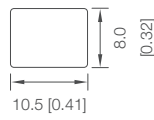
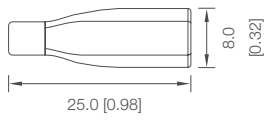
Average Illumination





Front cap

Closing End-cap

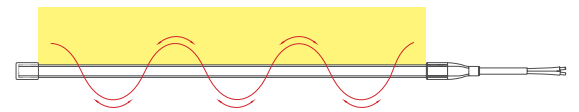
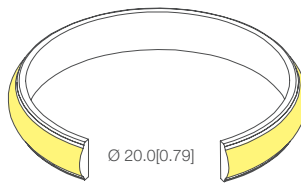
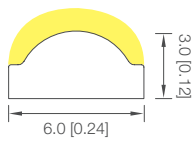


Remarks: "L" is the standard size of the light strip, can be customized according to the multiple of the minimum cutting unit length.

Sectional view

Bending Diameter

Top Bending



Product accessories

Free



Front cap
VNL-F6C-PCS

Quantity (m)/pcs: (5) 2-4
Dimensions (L*W*H)mm: 25*8*6



Closing End-cap
VNL-F6C-ECS

Quantity (m)/pcs: (5) 2-4
Dimensions (L*W*H)mm: 11*8*5

Optional



Aluminum Channel
VNL-F6C-AP1000

Quantity (m)/pcs: (5) XX
Dimensions (L*W*H)mm: 200*10*4



Seamless connector
VNL-F6C-TSC-06-2

Quantity (m)/pcs: (5)
Dimensions (L*W*H)mm: 16.25*8.2*4



connection wire
VNL-F6C-QG-TSC-06-XT

Quantity (m)/pcs: (5) XX
Dimensions : 20AWG L=150/5mm



Screws

Quantity (m)/pcs:
Dimensions: 10mm



Silicone Glue
VNL-SG45

Quantity (m)/pcs: (5) 1
300g/pc



Features

- Optical lens design with good flexibility, suitable for wall washing
- Adopt secondary light distribution lens
- Semi-cured tubing with adhesive, weather resistant
- Good brightness maintenance, long life span, excellent flexibility and bendable
- Supports PWM, 0~10V, DALI, DMX dimming
- Multiple beam angles, CCT and specifications, supports customization
- Warranty: 5 years indoors, 3 years outdoors (Only downward wall washing)

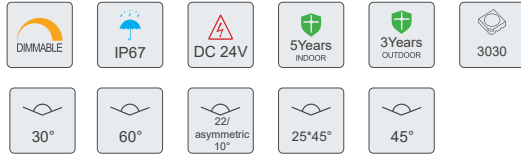


Photo-electric Parameters VNL-F210XX-XX with XX as beam angle and XX as color temperature

Model No.	SMD LED	Voltage	Beam Angle	Ra	CCT/Color Available	LM/m	LM/W	W/m
VNL-F210XX-XX	3030	DC24V	30°/25°45°/60°	>80	2700K	1757	122	14.4
					3000K	1814	126	
					4000K	1958	136	
					5000 K	1944	135	
					6500 K	1958	136	
VNL-F210XX-TW	3030	DC24V	30°/25°45°/60°	>80	2700K	1000	125	8.0
				>80	6500K	1120	140	8.0
				\	W+N: 4300K	2120	132	16.0
VNL-F210XX-RGB	3030	DC24V	30°/25°45°/60°	\	Red	240	40	6.0
					Green	552	92	6.0
					Blue	120	20	6.0
					RGB	900	50	18.0
VNL-F210XX-RGBW	5050	DC24V	30°/25°45°/45°	>80	4000K	460	100	4.6
				\	Red	161	35	4.6
					Green	391	85	4.6
					Blue	96	21	4.6
					RGB	648	47	13.8
	RGBW	1085	59	18.4				

Asymmetric

Model No.	SMD LED	Voltage	Beam Angle	Ra	CCT/Color Available	LM/m	LM/W	W/m
VNL-D210XX-3000	3030	DC24V	22°/ Asymmetric10°	>80	3000K	1800	125	14.4

DMX Control

Model No.	SMD LED	Voltage	Beam Angle	Ra	CCT/Color Available	LM/m	LM/W	W/m
VNL-F210XX-RGB-DMX	3030	DC24V	30°/25°45°/60°	\	Red	143	22	6.5
					Green	357	55	6.5
					Blue	84	13	6.5
					RGB	564	34	16.6
VNL-F210XX-RGBW-DMX	5050	DC24V	30°/25°45°/45°	>80	4000K	348	60	5.8
					Red	127	22	5.8
					Green	319	55	5.8
					Blue	75	13	5.8
					RGB	/	/	17.4
					RGBW	846	45	18.8

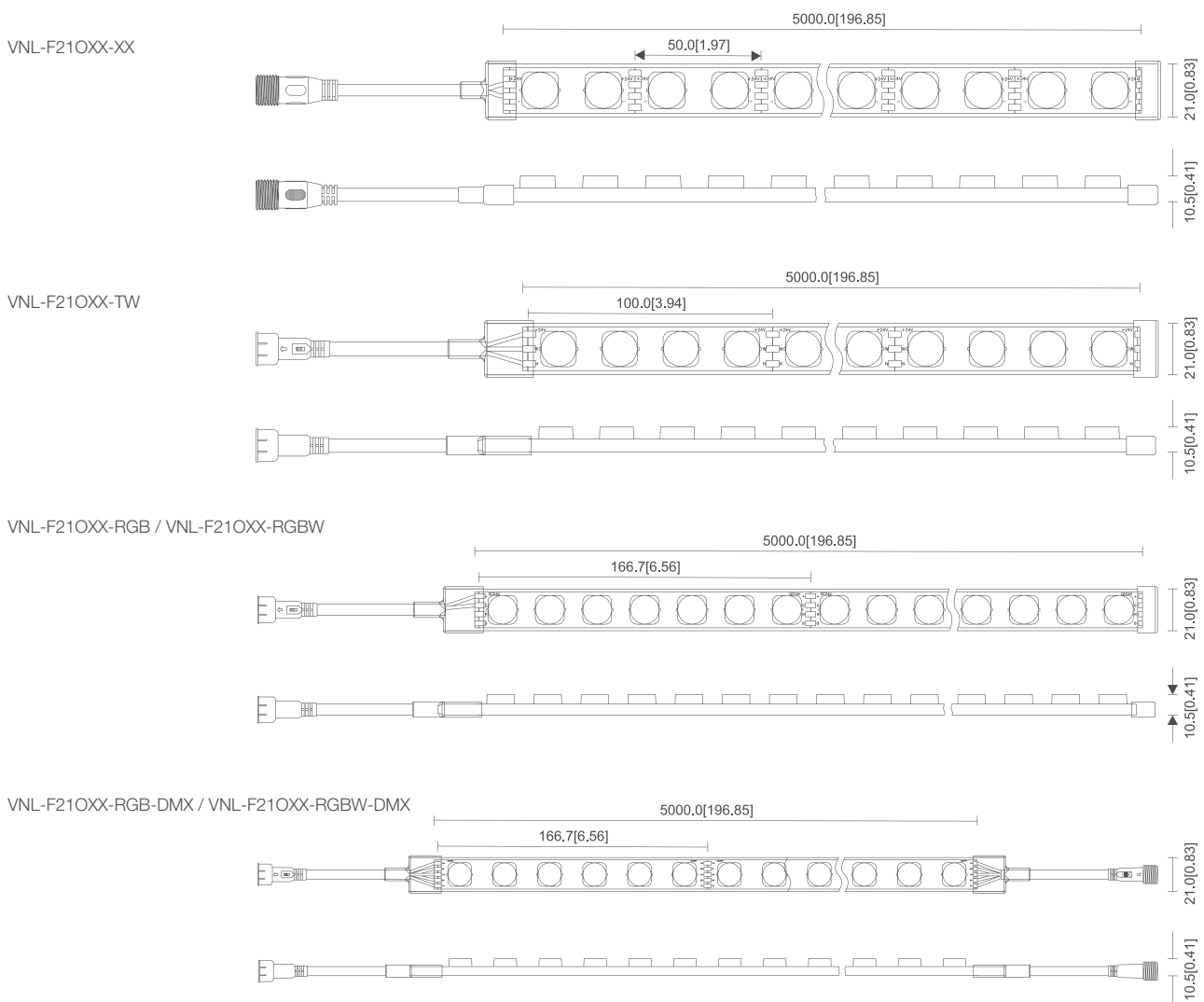
RGB and W cannot be lit at the same time for "RGBW" due to the heat dissipation.

Basic Parameters

Model No.	LED QTY	No Brightness Difference MAX	Standard Packing Length	Working Temperature	Storage Temperature
VNL-F21OXX-W	40pcs/m	6m	5m	-20°C~+60 °C	-20°C~+70 °C
VNL-F21OXX-RGB	40pcs/m	5m	5m		
VNL-F21OXX-TW	40pcs/m	5m	5m		
VNL-F21OXX-RGB	42pcs/m	7m	5m		
VNL-F21OXX-RGBW	42pcs/m	5m	5m		
VNL-F21OXX-RGB-DMX	36pcs/m	8m	5m		
VNL-F21OXX-RGBW-DMX	36pcs/m	6m	5m		

Profile Drawings

Unit: mm [inch]



SIDE BENDING NEON FLEX







Features

- Color options: Single color, tunable white, RGB, RGBW and PIXEL
- High quality components with stable performance
- Designed with anti-wicking ferrule
- Good flexibility, side bending and easy to shape
- Single color does not support PWM dimming; Pixel recommend MR-502 controller
- Warranty: 5 years indoor; 3 years outdoor
- Customization: multiple spec options, can be customized upon requirements

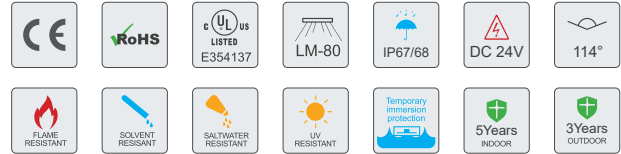


Photo-electric Parameters

Model No.	CRI	Voltage	Color	Lm/m	Lm/W	Measured Power (W/m)
VNL-S16F-single color	>90	24V DC	2300K	1026	60.0	17.2
			2800K	1122	63.0	
			3200K	1141	64.0	
			3500K	1041	60.0	
			4100K	1229	69.0	
			5100K	1164	67.0	
			6600K	1144	64.0	
VNL-S16F-single color	/	24V DC	Red	391	22.0	17.2
			Green	1020	58.0	
			Blue	244	14.0	
			Yellow	268	15.0	
			Orange	460	26.0	
VNL-S16F-WN	>90	24V DC	2700K	468	65.0	7.2
			6500K	487	66.0	7.2
			W+N	946	66.0	14.4
VNL-S16F-RGB	/	24V DC	Red	94	17.0	5.7
			Green	269	48.0	5.7
			Blue	56	10.0	5.7
			RGB	416	25.0	17.2
VNL-S16F-RGBW	/	24V DC	3000K	231	43.0	4.8
			Red	71	15.0	4.8
			Green	204	42.0	4.8
			Blue	49	10.0	4.8
			RGBW	553	28.0	19.2
VNL-S16F-PIXEL (RGB)	/	24V DC	Red	52	8.0	6.0
			Green	70	11.0	5.8
			Blue	23	3.0	6.2
			RGB	142	11.0	12.96

Note: for single color the head-to-tail current difference is 10%

Model No.	CRI	Voltage	Light color	Color	Lm/m	Lm/W	Measured Power (W/m)
VNL-S16FT-single color	>80	24V DC	W	4000K	1229	69.0	17.2
			Red		391	22.0	17.2
			Green		1020	58	
			Blue		244	14	
			Yellow		268	15	
			Yellow		460	26	

Basic Parameters

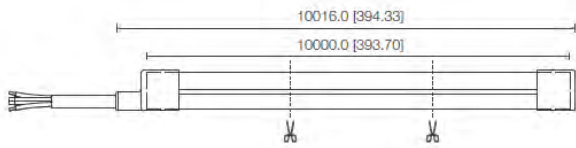
Model No.	LED QTY (pcs/m)	Standard Run (m)	Min. Cuttable Length (mm)	Working Temperature	Storage Temperature
VNL-S16F-single color	140	10.0	50.0	-20~+60 °C	-20~+70 °C
VNL-S16F-WN	224	5.0	62.5		
VNL-S16F-RGB	120	5.0	50.0		
VNL-S16F-RGBW	84	5.0	71.42		
VNL-S16F-PIXEL (RGBW)	60	5.0	100.0		

Model No.	LED QTY (pcs/m)	Product Size L*W*H (mm)	Min. Cuttable Length (mm)	Working Temperature	Storage Temperature
VNL-S16FT-single color	140	10000*16*17	50.0	-20~+60 °C	-20~+70 °C

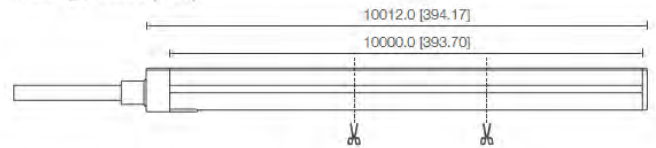
Profile Drawings

Unit: mm[inch]

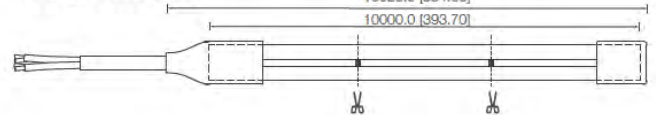
Glue Process (IP67)



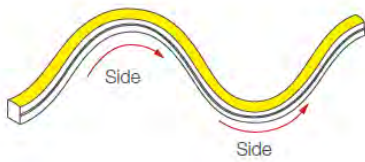
Molding pressed (IP67)



Molding pressed (IP68)



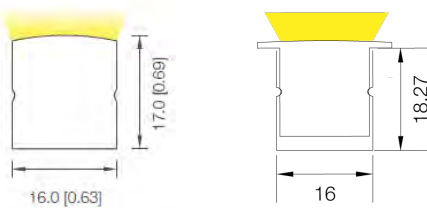
Bend direction



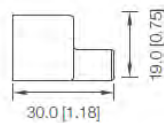
Bending Diameter



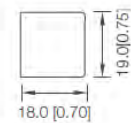
Sectional view



Front cap



Closing End-cap



Notes:

IP67: suitable for rainy environment or short-term soaking environment; the depth ≤ 1m, the time ≤ 1h. (factory assembly only)
 IP68: suitable for rainy environment or short-term soaking environment; the depth ≤ 1m. (factory assembly only)



Features

- Color options: Single color, tunable white, RGB and RGBW
- Superior design with exquisite craftsmanship ensure stable and reliable performance.
- Flexibility: Side bending, min. bend diameter 60mm [1.18inch].
- IP grade: Silicone extrusion, molding pressed IP68 protection.
- Glue process end caps IP67 protection.
- Warranty: 5 years indoor, 3 years outdoor.
- Customization: multiple spec options, can be customized upon requirements

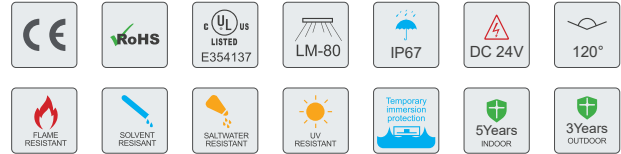


Photo-electric Parameters

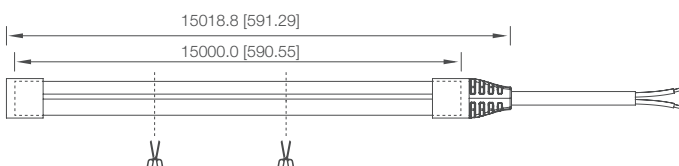
Model No.	CRI	Voltage	Beam Angle	Color	Lm/m	Lm/W	Measured Power (W/m)
VNL-S10F-23K	>90	24V DC	120°	2300K	326	27.4	11.8±10%
VNL-S10F-30K	>80	24V DC	120°	3000K	379	32.4	11.7±10%
VNL-S10F-40K				4000K	402	34.5	11.6±10%
VNL-S10F-50K				5000K	399	34.0	11.7±10%
VNL-S10F-63K				6300K	392	33.4	11.7±10%
VNL-S10F-R	/	24V DC	120°	Red	146	12.2	12.0±10%
VNL-S10F-G				Green	293	24.1	
VNL-S10F-B				Blue	61	14.9	
VNL-S10F-Y				Yellow	291	24.0	
VNL-S10F-O				Orange	122	10.8	
VNL-S10F-TW	>80	24V DC	115°	2700K	263	36.6	7.2±10%
				6500K	276	38.5	7.2±10%
				W+N	528	36.8	14.4±10%
VNL-S10F-RGB	/	24V DC	120°	Red	146	12.2	4.5±10%
				Green	293	24.1	5.6±10%
				Blue	61	14.9	6.3±10%
				RGB	291	24.0	16.4±10%
VNL-S10F-RGBW	>90	24V DC	120°	3000K	172	29.2	5.04±10%
	/	24V DC	120°	Red	42	9.4	5.04±10%
				Green	150	28.2	5.04±10%
				Blue	34	6.5	5.04±10%
				RGBW	394	19.2	20.16 ±10%

Basic Parameters

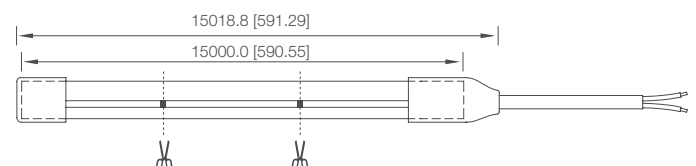
Model No.	LED QTY (pcs/m)	Product Size L*W*H (mm)	Min. Cuttable Length (mm)	Working Temperature	Storage Temperature
VNL-S10F	112	15000*10*17	62.5	-20~+60 °C	-20~+70 °C
VNL-S10F-TW	240	10000*10*17	50.0		
VNL-S10F-RGB	108	5000*10*17	55.6		
VNL-S10F-RGBW	84	5000*10*17	71.42		

Profile Drawings

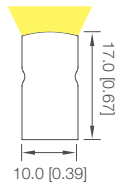
Glue Process (IP67)



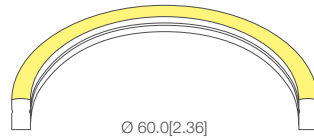
Molding Press Moulded (IP68)



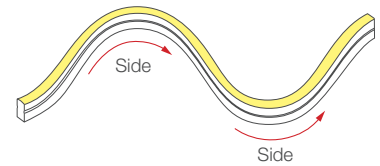
Sectional view



Bending Diameter

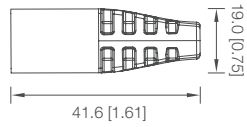


Top Bending

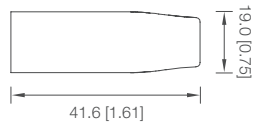


Front cap

Glue Process (IP67)

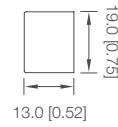


Molding pressed (IP68)

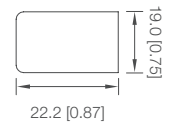


Closing End-cap

Glue Process (IP67)

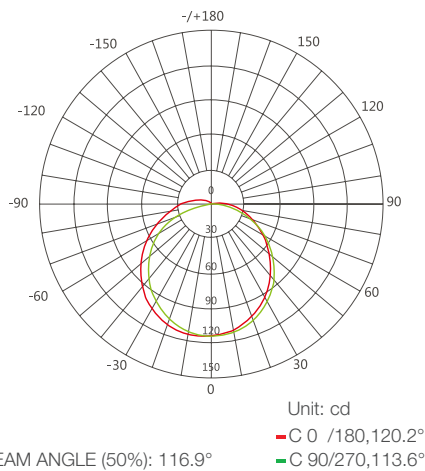


Molding pressed (IP68)



Remarks: "L" is the standard size of the light strip, can be customized according to the multiple of the minimum cutting unit length.

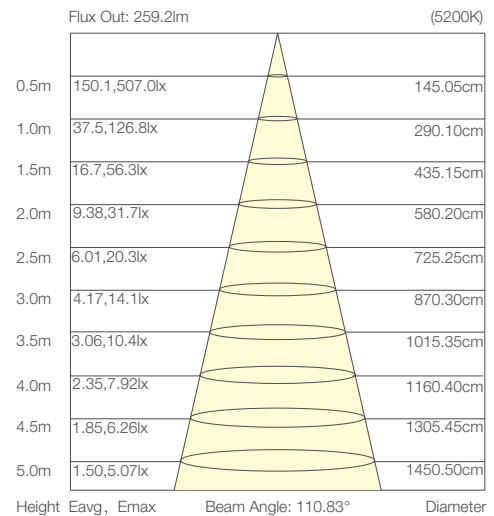
Luminous Intensity Distribution Diagram



AVERAGE BEAM ANGLE (50%): 116.9°

Note: the above two figures are tested with the sample VNL-S10F.

Average Illumination



Product accessories

Free



Front cap
(Glue Process)
VNL-S10F-PCS

Quantity (m)/pcs: (10/15) 2-4pcs
Dimensions (L*W*H)mm: 41*12*19



Closing End-cap
(Glue Process)
VNL-S10F-ECS

Quantity (m)/pcs: (10/15) 2-4pcs
Dimensions (L*W*H)mm: 13*14*8

Optional



Front cap
(Molding pressed)
VNL-S10F-PCIM

Quantity (m)/pcs: (10/15)
Dimensions (L*W*H)mm: 44*28*15



Closing End-cap
(Molding pressed)
VNL-S10F-ECIM

Quantity (m)/pcs: (10/15)
Dimensions (L*W*H)mm: 28*28*15



Front cap (Left)
VNL-S10F-PCL

Quantity (m)/pcs: (10/15)
Dimensions (L*W*H)mm: 26*18*19



Front cap (Right)
VNL-S10F-PCR

Quantity (m)/pcs: (10/15)
Dimensions (L*W*H)mm: 26*18*19



Front cap (bottom)
VNL-S10F-PCB

Quantity (m)/pcs: (10/15)
Dimensions (L*W*H)mm: 26*12*24



Aluminum track
VNL-S10F-AP35

Quantity (m)/pcs: (10/15)
Dimensions (L*W*H)mm: 25*12.3*17



S-type track
VNL-S10F-SP500

Quantity (m)/pcs: (10/15)
Dimensions (L*W*H)mm: 500*11*17



Aluminum channel
VNL-S10F-AP150

Quantity (m)/pcs: (10/15)
Dimensions (L*W*H)mm: 1000*12.3*17



Screws

Quantity (m)/pcs:
Dimensions: 10mm



Silicone Glue
VNL-SG45

Quantity (m)/pcs: (10/15) 1
300g/pc



Features

- Color options: Single color and tunable white.
- Superior design with exquisite craftsmanship ensure stable and reliable performance.
- Flexibility: Side bending, min. bend diameter 30mm [1.18inch].
- IP grade: Silicone extrusion, Glue process end caps IP67 protection.
- Warranty: 5 years indoor, 3 years outdoor.
- Customization: multiple spec options, can be customized upon requirements



Photo-electric Parameters

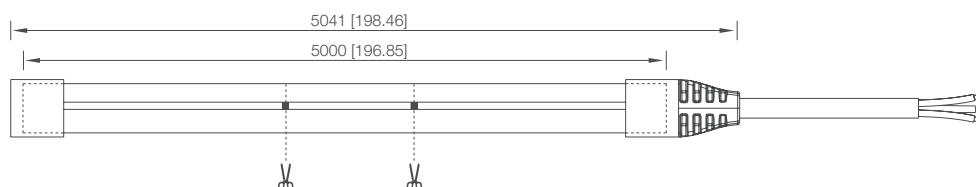
Model No.	CRI	Voltage	Color	Lm/m	Lm/W	Rated Power (W/m)
VNL-S6F-22K	>90	12V DC	2200K	123	10.7	12.0
VNL-S6F-27K	>80	12V DC	2700K	178	16.2	
VNL-S6F-29K			2900K	214	18.8	
VNL-S6F-39K			3900K	218	19.3	
VNL-S6F-45K			4500K	211	18.8	
VNL-S6F-47K			4700K	198	18.7	
VNL-S6F-54K			5400K	224	19.9	
VNL-S6F-58K			5800K	234	21.1	
VNL-S6F-R	/	12V DC	Red	86	7.2	12.0
VNL-S6F-G			Green	114	9.5	
VNL-S6F-B			Blue	39	3.3	
VNL-S6F-Y			Yellow	201	16.8	
VNL-S6F-TW	>80	12V DC	2900K	206	31	14.4
			5200K	220	33	

Basic Parameters

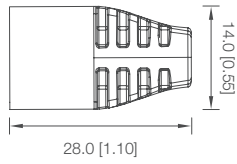
Model No.	LED QTY (pcs/m)	Product Size L*W*H (mm)	Min. Cuttable Length (mm)	Working Temperature	Storage Temperature
VNL-S6F	120	5000*6*12	25	-20~+60 °C	-20~+70 °C
VNL-S6F-TW	240				

Profile Drawings

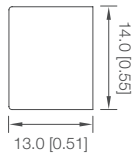
Unit:mm [inch]



Front cap

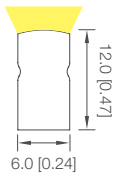


Closing End-cap

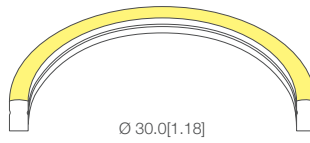


Remarks: "L" is the standard size of the light strip, can be customized according to the multiple of the minimum cutting unit length.

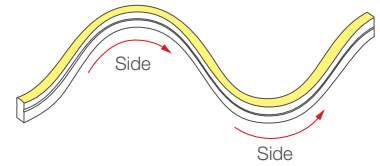
Sectional view



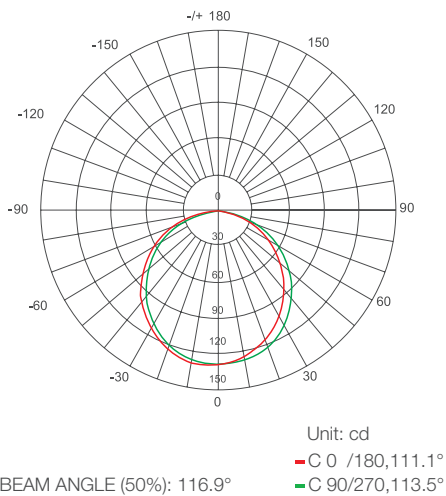
Bending Diameter



Top Bending



Luminous Intensity Distribution Diagram



AVERAGE BEAM ANGLE (50%): 116.9°

Note: the above two figures are tested with the sample 5200K .

Average Illumination


Height	Eavg, Emax	Beam Angle: 112.46°	Diameter
0.5m	79.5,280.9lx		149.56cm
1.0m	19.9,70.2lx		299.12cm
1.5m	8.83,31.2lx		448.68cm
2.0m	4.97,17.6lx		598.24cm
2.5m	3.18,11.2lx		747.79cm
3.0m	2.21,7.80lx		897.35cm
3.5m	1.62,5.73lx		1046.91cm
4.0m	1.24,4.39lx		1196.47cm
4.5m	0.98,3.47lx		1346.03cm
5.0m	0.80,2.81lx		1495.59cm

Flux Out: 148.1lm (CCT=5200K)


Product accessories


Free


 Front cap
VNL-S6F-PCS
Quantity (m)/pcs: (5) 3
Dimensions (L*W*H)mm: 28*14*9.23


 Closing End-cap
VNL-S6F-ECS
Quantity (m)/pcs: (5) 3
Dimensions (L*W*H)mm: 13*14*8

Optional

 Plastic Clip
VNL-S6F-MCP
Quantity (m)/pcs: (5) 12
Dimensions (L*W*H)mm: 12*10*12

 Aluminum channel
VNL-S6F-AP1000
Quantity (m)/pcs:
Dimensions (L*W*H)mm: 1000*6.62*13.5

 Screws
Quantity (m)/pcs:
Dimensions: 10mm

 Silicone Glue
VNL-SG45
Quantity (m)/pcs: (5) 1
300g/pc



Features

- Color options: Single color.
- Superior design with exquisite craftsmanship ensure stable and reliable performance.
- Flexibility: Side bending, min. bend diameter 25mm [0.98inch].
- IP grade: Silicone extrusion. Glue process end caps, IP67 protection.
- Warranty: 5 years indoor, 3 years outdoor.
- Customization: multiple spec options, can be customized upon requirements



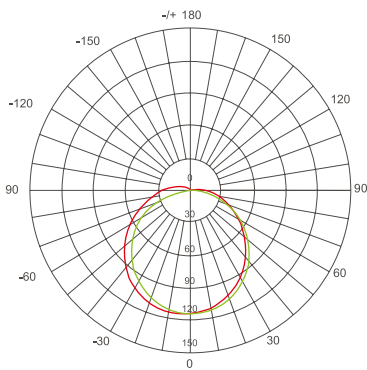
Photo-electric Parameters

Model No.	CRI	Voltage	Color	Lm/m	Lm/W	Measured Power (W/m)
VNL-S4F-21K	>70	24V DC	2100K	153	16.2	9.6±10%
VNL-S4F-27K			2700K	296	31.0	
VNL-S4F-40K			4000K	324	33.9	
VNL-S4F-45K			4500K	332	34.4	
VNL-S4F-50K			5000K	329	34.4	
VNL-S4F-R		24V DC	Red	79	8.6	9.6±10%
VNL-S4F-G			Green	312	20.7	
VNL-S4F-B			Blue	43	4.6	

Basic Parameters

Model No.	LED QTY (pcs/m)	Product Size L*W*H (mm)	Min. Cuttable Length (mm)	Working Temperature	Storage Temperature
VNL-S4F	120	5000*4*10	50	-20~+60 °C	-20~+70 °C

Luminous Intensity Distribution Diagram

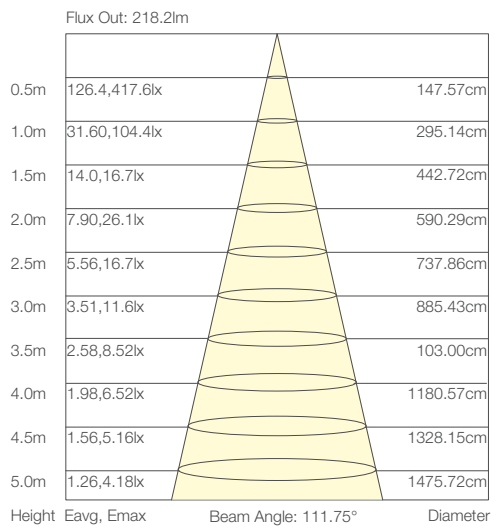


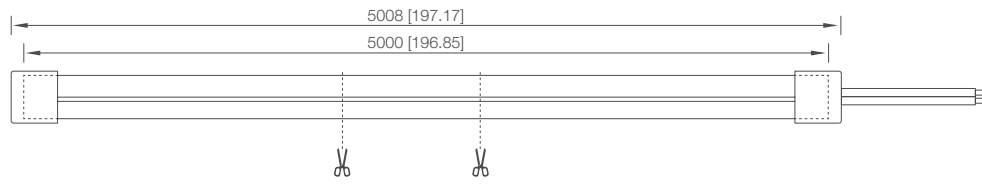
Unit: cd
 - C 0 /180,120.2°
 - C 90/270,114.2°

AVERAGE BEAM ANGLE (50%): 117.2°

Note: the above two figures are tested with the sample 2700K .

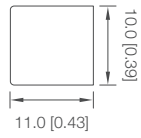
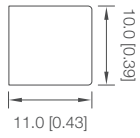
Average Illumination





Front cap

Closing End-cap

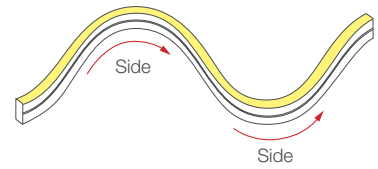
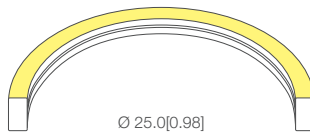
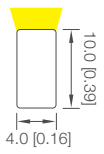


Remarks: "L" is the standard size of the light strip, can be customized according to the multiple of the minimum cutting unit length.

Sectional view


Bending Diameter

Top Bending




Product accessories

Free

	Front cap VNL-S4F-PCS	Quantity (m)/pcs: (5) 9 Dimensions (L*W*H)mm: 10*4.5*12
---	--------------------------	--

	Closing End-cap VNL-S4F-ECS	Quantity (m)/pcs: (5) 9 Dimensions (L*W*H)mm: 10*4.5*12
---	--------------------------------	--

Optional

	Silicone Glue VNL-SG45	Quantity (m)/pcs: (5) 1 300g/pc
---	---------------------------	------------------------------------



Features

- Color options: Single color, tunable white, RGB, RGBW and PIXEL.
- Superior design with exquisite craftsmanship ensure stable and reliable performance.
- Flexibility: Side bending, min. bend diameter 60mm[2.36].
- IP grade: Silicone extrusion, molding pressed IP68 protection.
- Glue process end caps IP67 protection.
- Warranty: 5 years indoor, 3 years outdoor.
- Customization: multiple spec options, can be customized upon requirements



Photo-electric Parameters

Model No.	CRI	Voltage	Beam Angle	Color	Lm/m	Lm/W	Measured Power (W/m)
VNL-S10C-25k	>80	24V DC	180°	2500K	547	53	9.6±10%
VNL-S10C-41k				4100K	552	53	
VNL-S10C-50k				5000K	591	57	
VNL-S10C-65k				6500K	545	52	
VNL-S10C-R		24V DC	180°	Red	231	24	9.6±10%
VNL-S10C-G				Green	438	45	
VNL-S10C-B				Blue	91	9	
VNL-S10C-Y				Yellow	686	80	
VNL-S10C-TW	>80	24V DC	180°	2700K	297	41.4	7.2±10%
				6200K	280	39.4	7.2±10%
				W+N	565	39.5	14.4±10%
VNL-S10C-RGB	/	24V DC	179°	Red	50	10.3	5.76±10%
				Green	126	23.6	5.76±10%
				Blue	27	5.0	5.76±10%
				RGB	202	13.0	17.3±10%
VNL-S10C-RGBW	>80	24V DC	200°	6500K	91	17.3	5.2±10%
	/	24V DC		Red	26	6.2	4.2±10%
				Green	52	11.4	4.5±10%
				Blue	13	2.7	4.8±10%
				RGBW	173	9.4	18.4±10%
VNL-S10C-DIGITAL	/	24V DC	200°	Red	23	3.4	6.6±10%
				Green	47	6.9	6.9±10%
				Blue	11	1.5	6.9±10%
				RGB	77	5.5	14.0±10%
VNL-S10C-DIGITAL-RGBW	>80	24V DC	170°	2000-10000K	124	10.1	5.0±10%
	/	24V DC		Red	27	3.25	5.0±10%
				Green	64	5.4	5.0±10%
				Blue	17	1.4	5.0±10%
				RGBW	98	4.1	15.0±10%

Basic Parameters

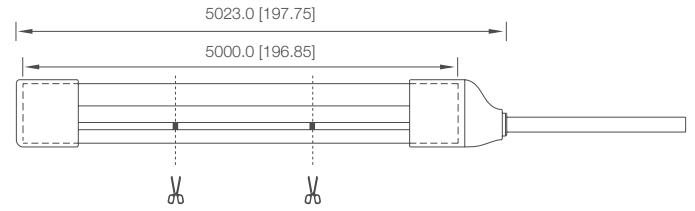
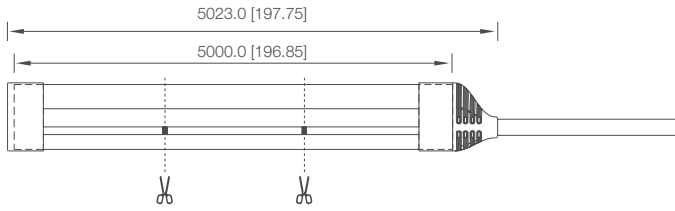
Model No.	LED QTY (pcs/m)	Product Size L*W*H (mm)	Min. Cuttable Length (mm)	Working Temperature	Storage Temperature
VNL-S10C	120	15000*10*25	50	-20~+60 °C	-20~+70 °C
VNL-S10C-TW	240	10000*10*25	50		
VNL-S10C-RGBW	72	5000*10*25	83.3		
VNL-S10C-RGBW	72	5000*10*25	83.3		
VNL-S10C-DIGITAL	60	10000*10*25	100		
VNL-S10C-DIGITAL-RGBW	60	10000*10*25	100		

Profile Drawings

Unit:mm [inch]

Glue Process (IP67)

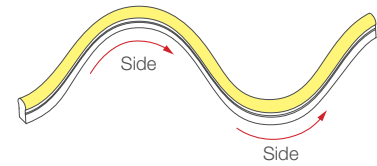
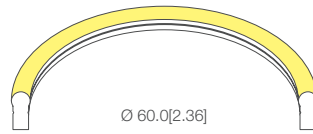
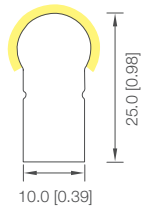
Molding Press Moulded (IP68)



Sectional view

Bending Diameter

Top Bending



Front cap

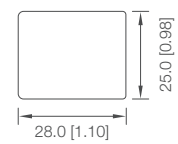
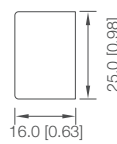
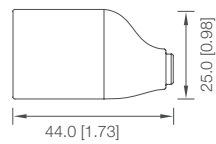
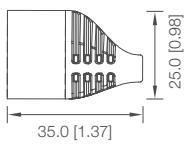
Closing End-cap

Glue Process (IP67)

Molding pressed (IP68)

Glue Process (IP67)


Molding pressed (IP68)




Remarks: "L" is the standard size of the light strip, can be customized according to the multiple of the minimum cutting unit length.


Product accessories


Free

	Front cap VNL-S10C-PCS	Quantity (m)/pcs: (5/10) 2-4 Dimensions (L*W*H)mm: 45*26*12
---	---------------------------	--


	Closing End-cap VNL-S10C-ECS	Quantity (m)/pcs: (5/10) 2-4 Dimensions (L*W*H)mm: 27*16*14
---	---------------------------------	--


Optional


	Front cap (Molding pressed) VNL-S10C-PCIM	Quantity (m)/pcs: (5/10) 2-4 Dimensions (L*W*H)mm: 44*28*15
---	---	--


	Closing End-cap (Molding pressed) VNL-S10C-ECIM	Quantity (m)/pcs: (5/10) 2-4 Dimensions (L*W*H)mm: 28*28*15
---	---	--


	White Sheathed Cable VNL-S10C-PCAC	Quantity (m)/pcs: (5/10) Dimensions (L*W*H)mm: 136
---	---------------------------------------	---


	Connector Set VNL-S10C-D-CCP	Quantity (m)/pcs: (5/10) Dimensions (L*W*H)mm: 63.80*22.60*13.65
---	---------------------------------	---


	L Connector Set VNL-S10C-ICL	Quantity (m)/pcs: (5/10) Dimensions (L*W*H)mm: 30*32*32
---	---------------------------------	--


	Connector Set VNL-S10C-MCA	Quantity (m)/pcs: (5/10) Dimensions (L*W*H)mm: 35*15*21
---	-------------------------------	--

	S-type track VNL-S10C-SP500	Quantity (m)/pcs: (5/10) Dimensions (L*W*H)mm: 500*11*17
---	--------------------------------	---

	Aluminum track VNL-S10C-AP35	Quantity (m)/pcs: (5/10) Dimensions (L*W*H)mm: 25*12.3*17
---	---------------------------------	--

	Aluminum Channel VNL-S10C-AP1000/ VNL-S10C-AP3000	Quantity (m)/pcs: (5/10): 1000*12.3*17
---	---	--

	Screws	Quantity (m)/pcs: Dimensions: 10mm
---	--------	---------------------------------------

	Silicone Glue VNL-SG45	Quantity (m)/pcs: (5/10) 1 300g/pc
---	---------------------------	---------------------------------------



Features

- Color options: Single color
- Adopting lamp beads with strong anti-static ability
- Side bending with good flexibility
- Adopt integrated extrusion shaping technology, good weather resistance
- 15m consistent brightness with a single-end power supply
- Warranty: 5 years indoor, 3 years outdoor
- Various specifications are available, customization is supported

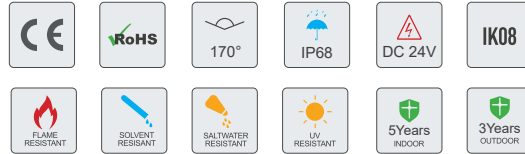


Photo-electric Parameters

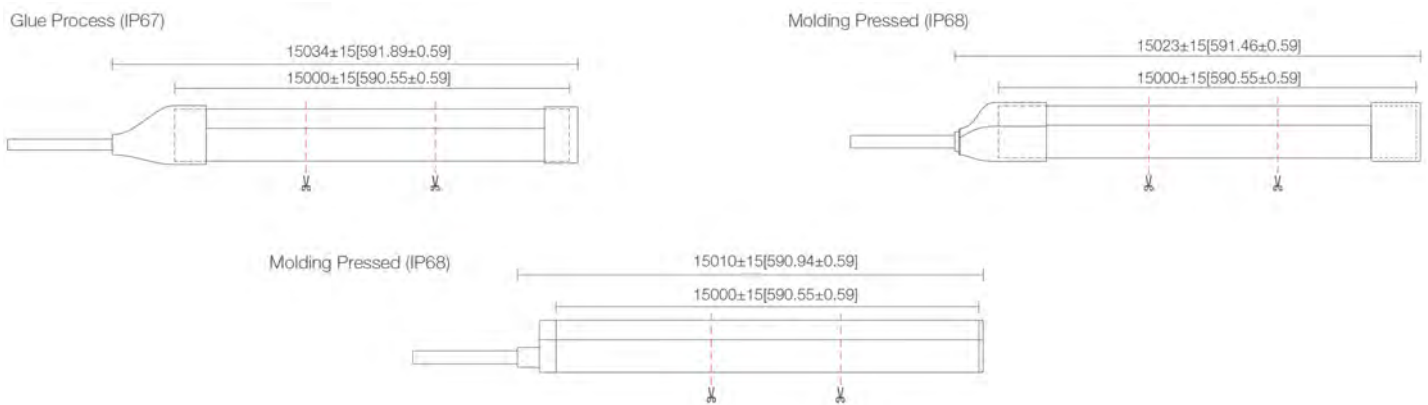
Constant voltage	Model No.	Voltage	CRI	CCT	Lm/m	Lm/W	W/m
	VNL-S10C-Plus	24V DC	>80	■ 2700K ■ 3000K ■ 3500K ■ 4000K ■ 5000K ■ 6500K	735 738 757 761 806 784	77 77 79 80 84 82	9.6

Basic Parameters

Model No.	LED QTY (pcs/m)	Standard Run (m)	Min. Cuttable Length (mm)	Working Temperature	Storage Temperature
VNL-S10C-Plus	120	15.0	50	-20~+60 °C	-20~+70 °C

Profile Drawings

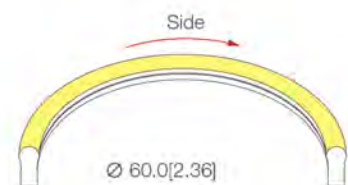
Unit:mm [inch]



Sectional view



Bending Diameter



Product accessories

Free

	Front cap	Quantity (m)/pcs: (5/10/15) 2/3/4 Dimensions (L*W*H)mm: 26.2*12.2*45		Closing End-cap	Quantity (m)/pcs: (5/10/15) 2/3/4 Dimensions (L*W*H)mm: 26.2*12.2*16
---	-----------	---	---	-----------------	---

Optional

	Front cap (right outlet)	Dimensions (L*W*H)mm: 18*25*27		Closing End-cap (Molding pressed) VNL-S10C-ECIM	Quantity (m)/pcs: (5/10) 2-4 Dimensions (L*W*H)mm: 28*28*15
	Front cap (bottom outlet)	Dimensions (L*W*H)mm: 18*14*39		Aluminum clip (with metal spring)	Dimensions (L*W*H)mm: 35*21.0*15.2
	Aluminum channel (with metal spring)	Dimensions (L*W*H)mm: 1000*21.0*15.2		S-type Track	Dimensions (L*W*H)mm: 500*11*14.6
	Screws	Dimensions (L*W*H)mm: 4*13		Silicone Glue	Dimensions: 45g/pc



Features

- Color options: Single color and tunable white.
- Superior design with exquisite craftsmanship ensure stable and reliable performance.
- Flexibility: Side bending, min. bend diameter 30mm [1.18inch].
- IP grade: Silicone extrusion.Glue process end caps, IP67 protection.
- Warranty: 5 years indoor, 3 years outdoor.
- Customization: multiple spec options, can be customized upon requirements



Photo-electric Parameters

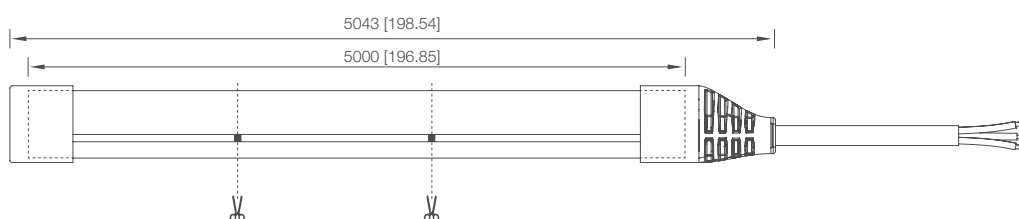
Model No.	CRI	Voltage	Color	Lm/m	Lm/W	Measured Power (W/m)
VNL-S6C-21K	>90	12V DC	2100K	66.3	5.8	11.52±10%
VNL-S6C-27K	>80	12V DC	2700K	159.0	14.6	11.52±10%
VNL-S6C-30K			3000K	126.4	11.5	10.9±10%
VNL-S6C-37K			3700K	166.7	14.9	11.52±10%
VNL-S6C-43K			4300K	162.4	14.4	11.52±10%
VNL-S6C-52K			5200K	158.1	14.1	11.52±10%
VNL-S6C-60K			6000K	167.5	15.3	10.9±10%
VNL-S6C-R	/	12V DC	Red	36	2.9	11.52±10%
VNL-S6C-G			Green	138	15	
VNL-S6C-B			Blue	39	3.6	
VNL-S6C-Y			Yellow	62	5.6	
VNL-S6C-O			Orange	86	7.5	
VNL-S6C-TW	>80	12V DC	2800K	190	29	14.4±10%
			5000K	200	31	

Basic Parameters

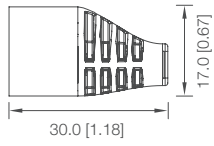
Model No.	LED QTY (pcs/m)	Product Size L*W*H (mm)	Min. Cuttable Length (mm)	Working Temperature	Storage Temperature
VNL-S6C	96	5000*6*15	10.42	-20~+60 °C	-20~+70 °C
VNL-S6C-TW	240	5000*6*15	25		

Profile Drawings

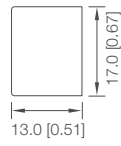
Unit:mm [inch]



Front cap
Glue Process (IP67)

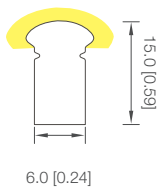


Closing End-cap
Glue Process (IP67)

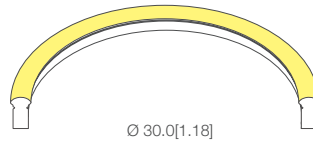


Remarks: "L" is the standard size of the light strip, can be customized according to the multiple of the minimum cutting unit length.

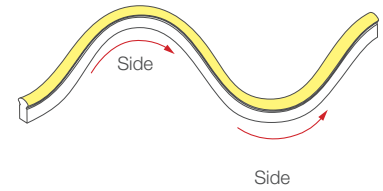
Sectional view



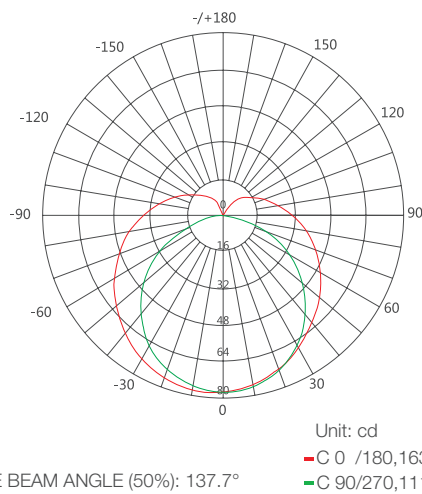
Bending Diameter



Top Bending



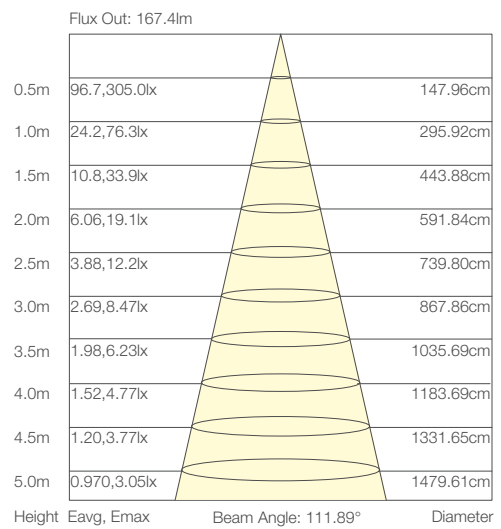
Luminous Intensity Distribution Diagram



AVERAGE BEAM ANGLE (50%): 137.7°

Note: the above two figures are tested with the sample VNL-S6C-TW.

Average Illumination



Product accessories

Free



Front cap
VNL-S6C-PCS

Quantity (m)/pcs: (5) 3
Dimensions (L*W*H)mm: 30*9.57*16.4



Closing End-cap
VNL-S6C-ECS

Quantity (m)/pcs: (5) 3
Dimensions (L*W*H)mm: 14*10*16

Optional



Plastic Clip
VNL-S6C-MCP

Quantity (m)/pcs: (5)
Dimensions (L*W*H)mm: 12*9*10



Screws

Quantity (m)/pcs:
Dimensions: 10mm



Silicone Glue
VNL-SG45

Quantity (m)/pcs: (5) 1
300g/pc



Features

- Color options: Single color temperature.
- Superior design with exquisite craftsmanship ensure stable and reliable performance.
- Flexibility: Top bending, min. bend diameter 30mm[1.18inch].
- IP grade: Silicone extrusion.Glue process end caps, IP67 protection.
- Warranty: 5 years indoor, 3 years outdoor.
- Customization: multiple spec options, can be customized upon requirements



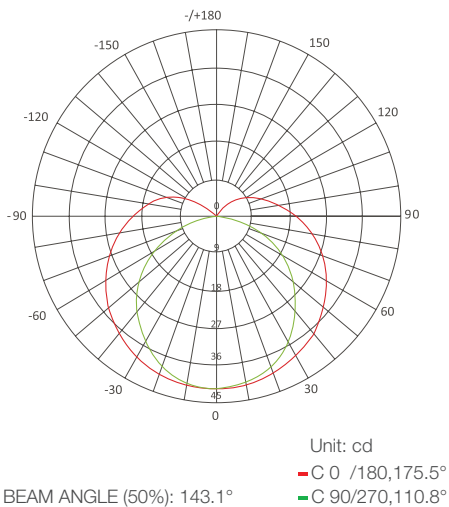
Photo-electric Parameters

Model No.	CRI	Voltage	Color	Lm/m	Lm/W	Measured Power (W/m)
VNL-S5C-23K	>90	24V DC	2300K	215	22.1	9.6±10%
VNL-S5C-25K	>80	24V DC	2500K	194	18.7	9.6±10%
VNL-S5C-27K			2700K	183	19.2	9.6±10%
VNL-S5C-29K			2900K	189	19.0	9.6±10%
VNL-S5C-40K			4000K	211	20.4	9.6±10%
VNL-S5C-50K			5000K	205	19.8	9.6±10%
VNL-S5C-60K			6000K	221	20.2	10.9±10%

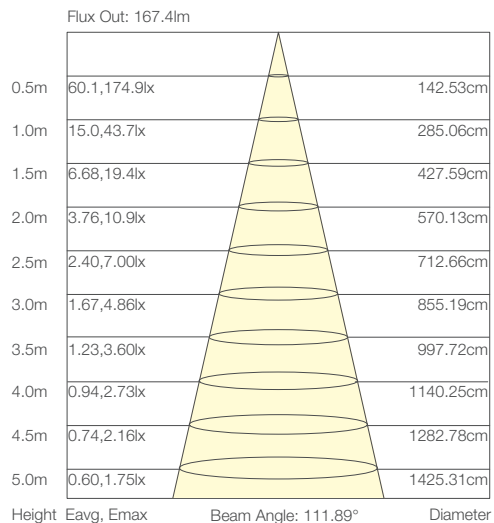
Basic Parameters

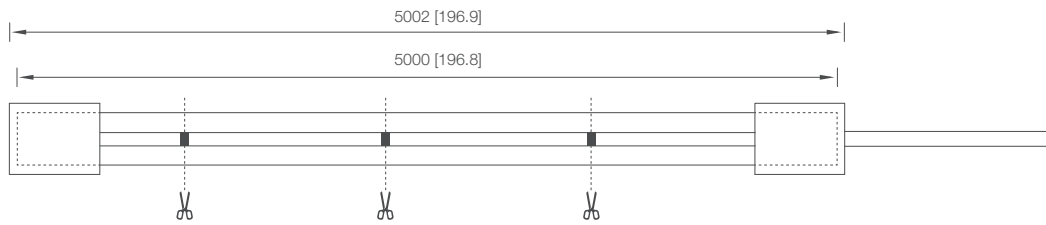
Model No.	LED QTY (pcs/m)	Product Size L*W*H (mm)	Min. Cuttable Length (mm)	Working Temperature	Storage Temperature
VNL-S5C	120	5000*5*12	50	-20~+60 °C	-20~+70 °C

Luminous Intensity Distribution Diagram

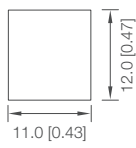


Average Illumination

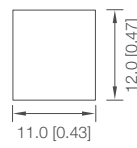




Front cap
Glue Process (IP67)

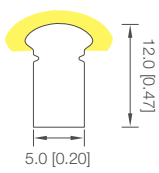


Closing End-cap
Glue Process (IP67)

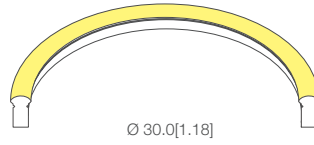


Remarks: "L" is the standard size of the light strip, can be customized according to the multiple of the minimum cutting unit length.

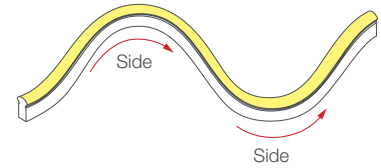
Sectional view



Bending Diameter




Top Bending




Product accessories


Free

	Front cap VNL-S5C-PCS	Quantity (m)/pcs: (5) 3 Dimensions (L*W*H)mm: 11*14*8
---	--------------------------	--

	Closing End-cap VNL-S5C-ECS	Quantity (m)/pcs: (5) 3 Dimensions (L*W*H)mm: 11*14*8
---	--------------------------------	--

Optional

	Plastic Clip VNL-S5C-MCP	Quantity (m)/pcs: (5) Dimensions (L*W*H)mm: 12*9*10
---	-----------------------------	--

	Screws	Quantity (m)/pcs: Dimensions: 10mm
---	--------	---------------------------------------

	Silicone Glue VNL-SG45	Quantity (m)/pcs: (5) 1 300g/pc
---	---------------------------	------------------------------------



Features

- Color options: Tunable white, RGBY.
 - Superior design with exquisite craftsmanship ensure stable and reliable performance.
 - Flexibility: Side bending, min. bend diameter 30mm[1.18].
 - IP grade: Silicone extrusion, molding pressed IP68 protection.
 - Glue process end caps, IP67 protection.
 - Warranty: 5 years indoor, 3 years outdoor.
- Customization: multiple spec options, can be customized upon requirements

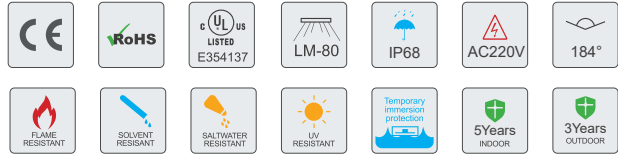


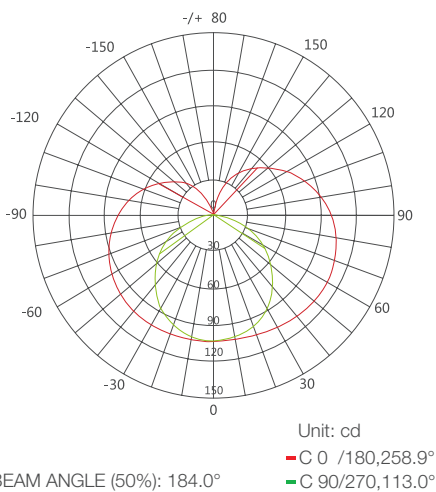
Photo-electric Parameters

Model No.	CRI	Voltage	Color	Lm/m	Lm/W	Measured Power (W/m)
VNL-S10C-AC	>80	220V AC	2800-9000K	510	51	10.0±10%
VNL-S10C-R-AC	/	220V AC	Red	230	/	10.0±10%
VNL-S10C-G-AC			Green	420	/	
VNL-S10C-B-AC			Blue	90	/	
VNL-S10C-Y-AC			Yellow	650	/	

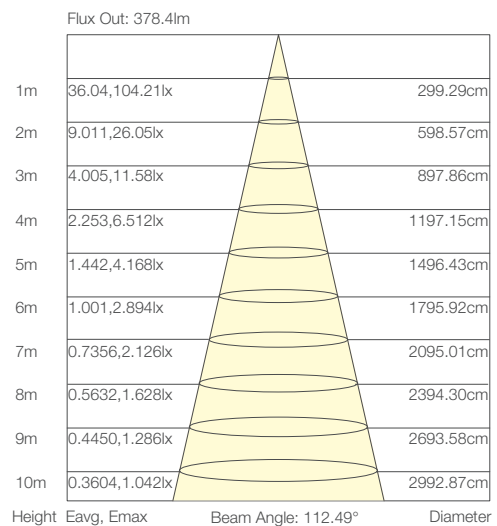
Basic Parameters

Model No.	LED QTY (pcs/m)	Product Size L*W*H (mm)	Min. Cuttable Length (mm)	Storage Temperature	Working Temperature
VNL-S10C-AC	120	50000*10*25	500	-20~+60 °C	-20~+70 °C

Luminous Intensity Distribution Diagram

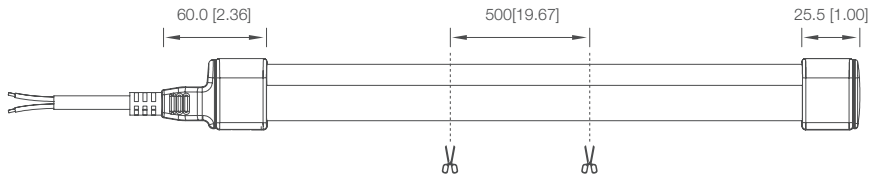


Average Illumination



Profile Drawings

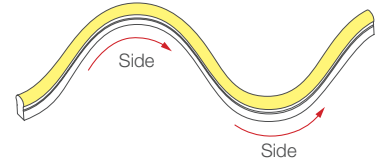
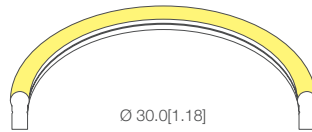
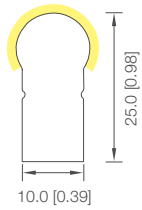
Unit:mm [inch]



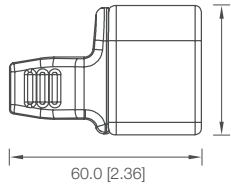
Sectional view

Bending Diameter

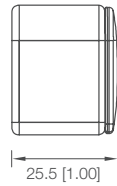
Top Bending



Front cap



Closing End-cap













Remarks: "L" is the standard size of the light strip, can be customized according to the multiple of the minimum cutting unit length.


Product accessories

Free

	Front cap VNL-S10C-AC-PCS	Quantity (m)/pcs: (5/10) 2-4 Dimensions (L*W*H)mm: 45*26*12		Closing End-cap VNL-S10C-AC-ECS	Quantity (m)/pcs: (5/10) 2-4 Dimensions (L*W*H)mm: 27*16*14
---	------------------------------	--	---	------------------------------------	--

Optional

	Front cap (Molding pressed) VNL-S10C-AC-PCIIIM	Quantity (m)/pcs: (5/10) 2-4 Dimensions (L*W*H)mm: 44*28*15		Closing End-cap (Molding pressed) VNL-S10C-AC-ECIM	Quantity (m)/pcs: (5/10) 2-4 Dimensions (L*W*H)mm: 28*28*15
	White Sheathed Cable VNL-S10C-PCAC	Quantity (m)/pcs: (5/10) Dimensions (L*W*H)mm: 136		Connector Set VNL-S10C-AC-CCP	Quantity (m)/pcs: (5/10) Dimensions (L*W*H)mm: 63.80*22.60*13.65
	S-type track VNL-S10C-AC-SP500	Quantity (m)/pcs: (5/10) Dimensions (L*W*H)mm: 500*13.5*13.6		Connector Set VNL-S10C-AC-MCA	Quantity (m)/pcs: (5/10) Dimensions (L*W*H)mm: 35*15*21
	Aluminum channel VNL-S10C-AP1000/ VNL-S10C-AP3000	Quantity (m)/pcs: (5/10): 1000*18.7*19.		Aluminum track VNL-S10C-AC-AP35	Quantity (m)/pcs: (5/10) Dimensions (L*W*H)mm: 35*21.2*19
	Silicone Glue VNL-SG45	Quantity (m)/pcs: (5/10) 1 300g/pc		Screws	Quantity (m)/pcs: Dimensions: 10mm



Features

- Adopt professional lens, good flexibility, suitable for wall washing and small scene lighting
 - Combined module and silicone tube, with good weatherability
 - Different beam angles, more CCT options, and various specifications to choose from
 - Great brightness maintenance, long life span
 - 3D bending and cuttable, easy-to-install
 - Support PWM, 0~10V, DALI, DMX dimming
 - Warranty: 5 years indoors, 3 years outdoors
- Support customization based on customer needs

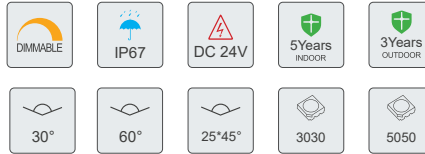


Photo-electric Parameters

Model No.	SMD LED	Voltage	Beam Angle	Ra	CCT/Color Available	LM/m	LM/W	W/m
VNL-S230XX-XX	3030	24V DC	30°/25°/45°/60°	>80	■ 2700K ■ 3000K ■ 4000K ■ 5000 K ■ 6500 K	1613 1670 1800 1785 1800	112 116 125 124 125	14.4
VNL-S2302545-RGBW	5050	24V DC	30°/25°/45°/45°	>80 \	■ W:4000K ■ Red ■ Green ■ Blue ■ RGB ■ RGBW	348 126 329 77 513 846	77 28 73 17 38 47	4.5 4.5 4.5 4.5 13.5 18.0
DMX Control								
VNL-S2302545-RGBW-DMX	5050	24V DC	30°/25°/45°/45°	>80 \	■ W:4000K ■ Red ■ Green ■ Blue ■ RGB ■ RGBW	311 114 290 70 / 808	54 19 50 12 / 43	5.8 5.8 5.8 5.8 14.4 18.8

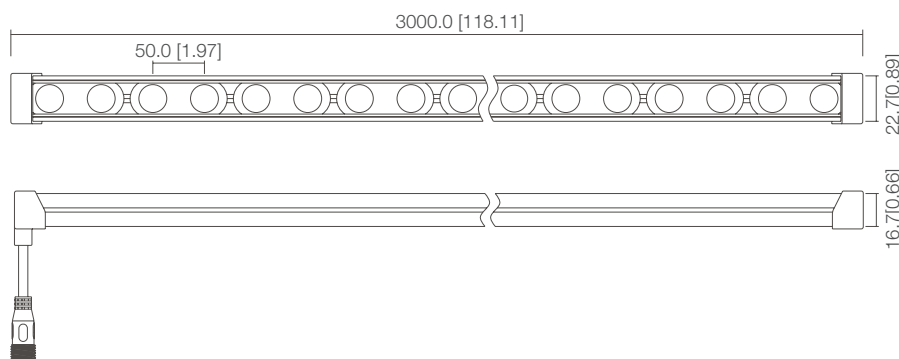
RGB and W cannot be lit at the same time for "RGBW" due to the heat dissipation.

Basic Parameters

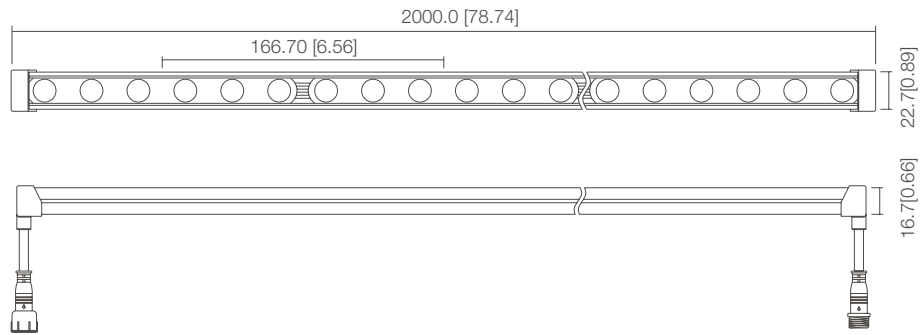
Model No.	LED QTY	Product Size L*W*H	Standard Packing Length	No Brightness Difference MAX	Working Temperature	Storage Temperature
VNL-S230XX-XX	40pcs/m	3000*22.7*16.7mm	3m	3m	-20~+60 °C	-20~+70 °C
VNL-S2302545-RGBW	36pcs/m	2000*22.7*16.7mm	2m	2m		
VNL-S2302545-RGBW-DMX	36pcs/m	2000*22.7*16.7mm	2m	2m		

Profile Drawings

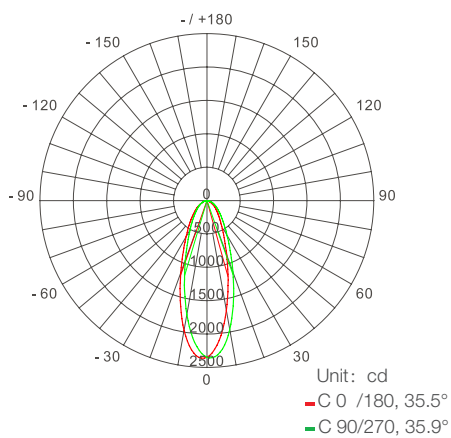
VNL-S230XX-XX



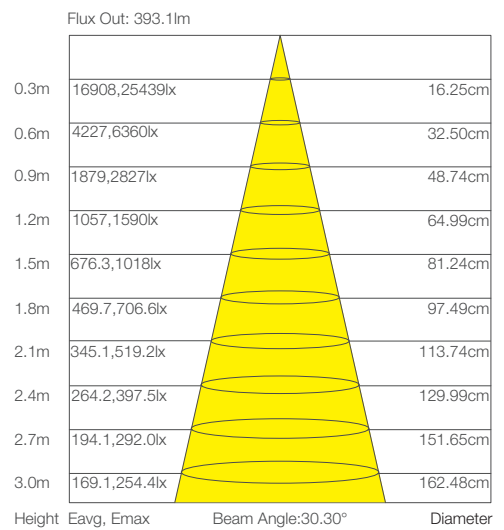
Unit: mm [inch]



Luminous Intensity Distribution Diagram




Average Illumination



Note: above data tested with VNL-S23O30-XX, for other data please consult sales rep.

360° ROUND
BENDING
NEON FLEX







Features

- Color options: RGBW
- Adopt RGB+W LEDs, the CCT of white color is changeable
- Superior design with exquisite craftsmanship ensure stable and reliable performance
- 360° light-emitting with uniform light
- 3m running length with one end power feed
- Can connect to external controller for rich color effects
- Warranty: 5 years indoor, 3 years outdoor
- Customization: multiple spec options, can be customized upon requirements



Photo-electric Parameters

Model No.	Voltage	Ra	Color	Lm/m	Lm/W	W/m
VNL-R32C-RGBW	24V DC	>90 /	4000K	325	54	6.05
			Red	103	17	6.05
			Green	320	53	6.05
			Blue	53	9	6.05
			RGBW	783	32	24.2
VNL-R32C-RGBW-SPI	24V DC	>90 /	4000K	322	40	8.06
			Red	96	12	8.06
			Green	296	36	8.06
			Blue	58	7	8.06
			RGBW	740	29	25.2

* "RGBW" is the parameter when four chips are all lit.

* VNL-R32C-RGBW-SPI: uses an SPI controller.


* VNL-R32C-RGBW-SPI: IC (UCS2904B)

Basic Parameters

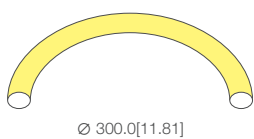
Model No.	LED QTY (pcs/m)	Standard Run	Pixel	Working Temperature	Storage Temperature
VNL-R32C-RGBW	336	3000mm	--	-20~+60°C	-20~+70°C
VNL-R32C-RGBW-SPI	336	3000mm	7 pixel/m	-20~+60°C	-20~+70°C

Profile Drawings

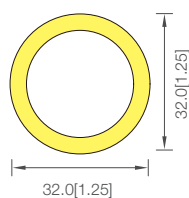
Unit:mm[inch]



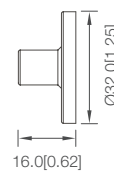
Bend direction



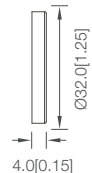
Sectional view



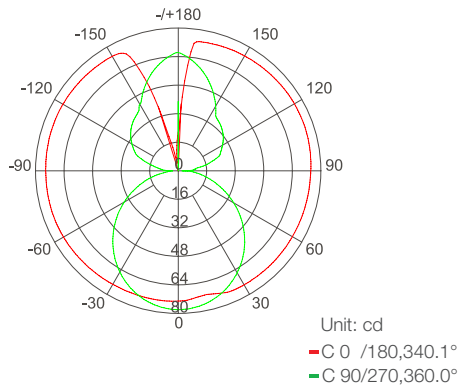
Front cap



Closing-end cap



Luminous Intensity Distribution Diagram



AVERAGE BEAM ANGLE (50%): 350.0°

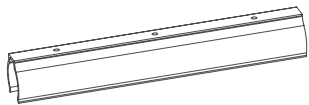
Average Illumination

Flux Out: 128.9lm (CCT=6000K)

Height	Eavg, Emax	Beam Angle: 90.00°	Diameter
0.5m	164.1,311.5lx		100cm
1.0m	41.02,77.88lx		200cm
1.5m	18.23,34.61lx		300cm
2.0m	10.26,19.47lx		400cm
2.5m	6.564,12.46lx		500cm
3.0m	4.558,8.653lx		600cm
3.5m	3.349,6.357lx		700cm
4.0m	2.564,4.867lx		800cm
4.5m	2.026,3.846lx		900cm
5.0m	1.641,3.115lx		1000cm

Note:
 The above two pictures are tested with the sample VNL-R32C-RGBW. For more info, please contact us.
 The luminous flux and power error are ±10%.


Installation method



Prepare the plastic groove



Use screws to fix the plastic groove to the mounting surface



Put the strip into the groove





Features

- Color options: Single color.
- Superior design with exquisite craftsmanship ensure stable and reliable performance.
- Flexibility: 360 lighting, min. bend diameter 120mm [4.72inch].
- IP grade: Silicone extrusion, IP65 protection.
- Warranty: 5 years indoor, 3 years outdoor.
- Customization: multiple spec options, can be customized upon requirements.



Photo-electric Parameters


Model No.	CRI	Voltage	Color	Lm/m	Lm/W	Measured Power (W/m)
VNL-R23C-24K	>80	24V DC	2400K	1156	71.6	16.0±10%
VNL-R23C-27K			2700K	1270	84.3	
VNL-R23C-30K			3000K	1457	90.3	
VNL-R23C-40K			4000K	1466	90.5	
VNL-R23C-50K			5000K	1473	92.8	
VNL-R23C-65K			6500K	1362	85.1	
VNL-R23C-R	24V DC	Red	435	27.2	16.0±10%	
VNL-R23C-G		Green	1338	83.6		
VNL-R23C-B		Blue	315	19.7		
VNL-R23C-Y		Yellow	201	12.6		
VNL-R23C-O		Orange	393	24.6		
VNL-R23C-RGB	24V DC	Red	108	17.8	6.4±10%	
		Green	498	67.0	6.4±10%	
		Blue	103	15.6	6.4±10%	
		RGB	696	35.4	19.2±10%	

Basic Parameters

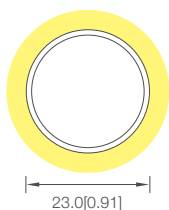
Model No.	LED QTY (pcs/m)	Product Size L*W*H (mm)	Working Temperature	Storage Temperature
VNL-R23C	336	5000*23*23	-20~+60 °C	
VNL-R23C-RGB	288			

Profile Drawings

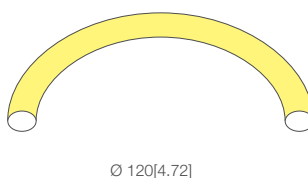
Unit:mm [inch]



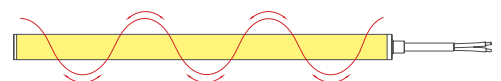
Sectional view



Bending Diameter

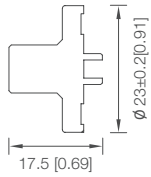


Top Bending



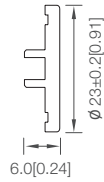
Front cap

Glue Process (IP67)



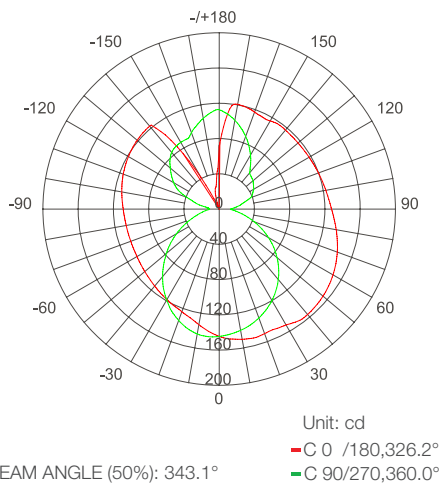
Closing End-cap

Glue Process (IP67)



Remarks: "L" is the standard size of the light strip, can be customized according to the multiple of the minimum cutting unit length.

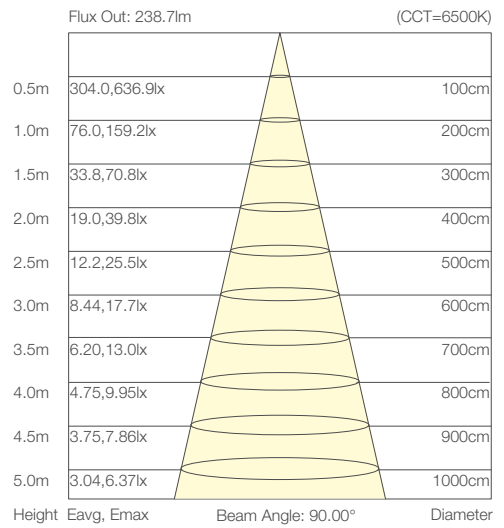
Luminous Intensity Distribution Diagram



AVERAGE BEAM ANGLE (50%): 343.1°


Note: The above datas are tested with the sample 6500K.

Average Illumination



Installation method





Features

- Color options: Single color and RGB.
- Superior design with exquisite craftsmanship ensure stable and reliable performance.
- Flexibility: 360 lighting, min. bend diameter 120mm [4.72inch].
- IP grade: Silicone extrusion, IP65 protection.
- Warranty: 5 years indoor, 3 years outdoor.
- Customization: multiple spec options, can be customized upon requirements.



Photo-electric Parameters


Model No.	CRI	Voltage	Color	Lm/m	Lm/W	Measured Power (W/m)
VNL-R19C-24K	>80	24V DC	2400K	1029	63.6	16.0±10%
VNL-R19C-27K			2700K	1198	75.7	
VNL-R19C-30K			3000K	1267	78.6	
VNL-R19C-40K			4000K	1348	84.1	
VNL-R19C-50K			5000K	1301	79.8	
VNL-R19C-65K			6500K	1207	74.8	
VNL-R19C-R	/	24V DC	Red	387	24.2	16.0±10%
VNL-R19C-G			Green	960	60.0	
VNL-R19C-B			Blue	241	15.1	
VNL-R19C-Y			Yellow	143	8.9	
VNL-R19C-O			Orange	322	20.1	
VNL-R19C-RGB	/	24V DC	Red	108	16.5	6.5
			Green	369	58.5	6.2
			Blue	73	11.9	6.1
			RGB	544	29.5	18.4

Basic Parameters

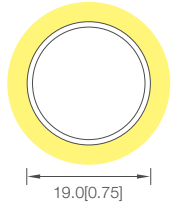
Model No.	LED QTY (pcs/m)	Product Size L*W*H (mm)	Working Temperature	Storage Temperature
VNL-R19C	336	5000*19*19	-20~+60 °C	-20~+70 °C
VNL-R19C-RGB	288			

Profile Drawings

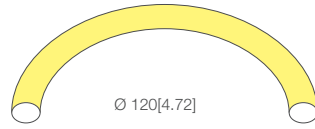
Unit:mm [inch]



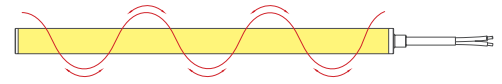
Sectional view



Bending Diameter

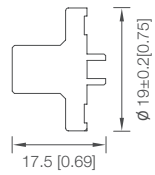


Top Bending



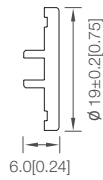
Front cap

Glue Process (IP67)



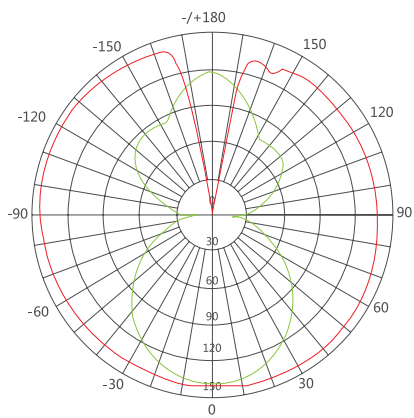
Closing End-cap

Glue Process (IP67)



Remarks: "L" is the standard size of the light strip, can be customized according to the multiple of the minimum cutting unit length.

Luminous Intensity Distribution Diagram



Unit: cd
 - C 0 /180,326.1°
 - C 90/270,360.0°

AVERAGE BEAM ANGLE (50%): 343.1°

Note: The above datas are tested with the sample 6500K.

Average Illumination

Flux Out: 208.5lm (CCT=6500K)


Height	Eavg, Emax	Beam Angle: 90.00°	Diameter
0.5m	265.5,508.9lx		100cm
1.0m	66.4,127.2lx		200cm
1.5m	29.5,56.6lx		300cm
2.0m	16.6,31.8lx		400cm
2.5m	10.6,20.4lx		500cm
3.0m	7.38,14.1lx		600cm
3.5m	5.42,10.4lx		700cm
4.0m	4.15,7.95lx		800cm
4.5m	3.28,6.28lx		900cm
5.0m	2.66,5.09lx		1000cm

Installation method

Pendant Pole and hook set



Pendant Rope and hook set






SKIN COLOR NEON SERIES

Features

- Excellent shading and light transmission
- Attractive design, multiple colors optional
- Extrusion modeling with excellent weather resistance
- Multiple size optional, cuttable and customizable

Application

- Applied for advertising neon channel letters etc.

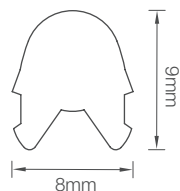


ROLLABLE SILICONE NEON COVER

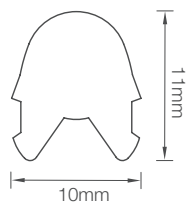
CRXXXX

Photo-electric Parmamters

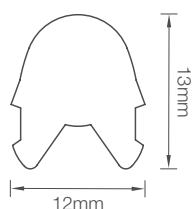
Model No.	Voltage	CRI	LED + Cover	Color	CCT/Wavelength	Lm/m	Lm/W	Measured Power (W/m)
VNL-SC8C-WW	12V DC	>80	WW	W	6107K	291	78	7.2±10%
VNL-SC8C-WR			WR	R	620-625nm	18	5	
VNL-SC8C-WG			WG	G	520-525nm	19	5	
VNL-SC8C-WB			WB	B	465-470nm	20	5	
VNL-SC8C-WY			WY	Y	587-589.5nm	62	17	
VNL-SC8C-WO			WO	O	600-605nm	75	20	
VNL-SC8C-BW			BW	B	465-470nm	55	14	
VNL-SC8C-GW			GW	G	520-525nm	180	44	
VNL-SC8C-RW			RW	R	620-625nm	69	20	
VNL-SC8C-OW			OW	O	600-605nm	78	23	
VNL-SC8C-YW			YW	Y	587-589.5nm	43	13	
VNL-SC8C-BB			BB	B	465-470nm	8	2	
VNL-SC8C-GG			GG	G	520-525nm	28	7	
VNL-SC8C-RR			RR	R	620-625nm	28	8	
VNL-SC8C-OO			OO	O	600-605nm	38	11	
VNL-SC8C-YY			YY	Y	587-589.5nm	14	4	



Model No.	Voltage	CRI	LED + Cover	Color	CCT/Wavelength	Lm/m	Lm/W	Measured Power (W/m)
VNL-SC10C-WW	12V DC	>80	WW	W	6107K	248	66	7.2±10%
VNL-SC10C-WR			WR	R	620-625nm	9	2	
VNL-SC10C-WG			WG	G	520-525nm	48	13	
VNL-SC10C-WB			WB	B	465-470nm	16	4	
VNL-SC10C-WY			WY	Y	587-589.5nm	2	1	
VNL-SC10C-WO			WO	O	600-605nm	56	15	
VNL-SC10C-BW			BW	B	465-470nm	61	18	
VNL-SC10C-GW			GW	G	520-525nm	37	11	
VNL-SC10C-RW			RW	R	620-625nm	155	38	
VNL-SC10C-OW			OW	O	600-605nm	49	13	
VNL-SC10C-YW			YW	Y	587-589.5nm	58	17	
VNL-SC10C-BB			BB	B	465-470nm	20	6	
VNL-SC10C-GG			GG	G	520-525nm	10	3	
VNL-SC10C-RR			RR	R	620-625nm	22	5	
VNL-SC10C-OO			OO	O	600-605nm	4	1	
VNL-SC10C-YY			YY	Y	587-589.5nm	27	8	




Model No.	Voltage	CRI	LED + Cover	Color	CCT/Wavelength	Lm/m	Lm/W	Measured Power (W/m)
VNL-SC12C-WW	12V DC	>80	WW	W	6107	270	72	7.2±10%
VNL-SC12C-WR			WR	R	620-625nm	7	2	
VNL-SC12C-WG			WG	G	520-525nm	43	11	
VNL-SC12C-WB			WB	B	465-470nm	11	3	
VNL-SC12C-WY			WY	Y	587-589.5nm	3	1	
VNL-SC12C-WO			WO	O	600-605nm	49	13	
VNL-SC12C-BW			BW	B	465-470nm	68	20	
VNL-SC12C-GW			GW	G	520-525nm	35	10	
VNL-SC12C-RW			RW	R	620-625nm	160	13	
VNL-SC12C-OW			OW	O	600-605nm	50	13	
VNL-SC12C-YW			YW	Y	587-589.5nm	66	19	
VNL-SC12C-BB			BB	B	465-470nm	18	5	
VNL-SC12C-GG			GG	G	520-525nm	9	3	
VNL-SC12C-RR			RR	R	620-625nm	20	5	
VNL-SC12C-OO			OO	O	600-605nm	3	1	
VNL-SC12C-YY			YY	Y	587-589.5nm	28	8	



SWIMMING POOL AND SEASIDE APPLICATION



SWIMMINGPOOL AND SEASIDE APPLICATION



Double extrusion

The LED strip is coated with a first insulating layer of silicone. The piece is then put into a second extrusion with silicone for excellent multilayer incapsulation sealing of the strip.



Overmolded end cap

Overmolded in the factory to guaranty an excellent sealing.



Ferule

Avoids water moisture ingress.

Available options:

option 1: stainless steel 316

option 2: stainless steel 304



Sulfide Platinum cable

High level silicone that resists all kinds of chemicals and weather conditions; such as Chlorine, salt water and UV exposure.

Available options

Model No.

VFO-2835-40-24-XXK

VFWTU-2835T-112-24-XXK

VFWE-1405-60-24-XXM-XXK

VNL-F16F-HBXXK

VNL-F16F-HB-X

VNL-F16F-XX-PLUS

VNL-F4025

...



VIVALYTE B.V.

Kouterstraat 6, Wevelgem, B-8560, Belgium

info@vivalyte.com www.vivalyte.com

+32 56 42 65 35

VAT: BE500611159

October 2023